



The information in this document is subject to change without notice and should not be construed as a commitment by ABB. ABB assumes no responsibility for any errors that may appear in this document.

Except as may be expressly stated anywhere in this document, nothing herein shall be construed as any kind of guarantee or warranty by ABB for losses, damages to persons or property, fitness for a specific purpose or the like.

In no event shall ABB be liable for incidental or consequential damages arising from use of this document.

This document and parts thereof must not be reproduced or copied without ABB's written permission, and contents thereof must not be imparted to a third party nor be used for any unauthorized purpose. Contravention will be prosecuted.

Additional copies of this document may be obtained from ABB at its then current charge.

© Copyright 2014 ABB ALL right reserved.

ABB Engineering (Shanghai)
No.5, lane369, Chuangye Rd, Kangqiao Town
Nanhui District, Shanghai, 201319
P.R.China



we reserve all rights in this document and in the information contained therein. Reproduction, use or disclosure to third parties without express authority is strictly forbidden. © Copyright 2003 ABB



Description : Midium Track Motion IRBT 2005
Drawing number : 3HAC051586-001
Drawing version : 04
Date : 6/30/2020

Customer :
Year of construction :
 :
 :
 :
 :
 :
 :
 :
 :

Drawn by : CNJEXU9
Number of pages : 42
 :
 :
 :
 :
 :

we reserve all rights in this document and in the information contained therein. Reproduction, use or disclosure to third parties without express authority is strictly forbidden. © Copyright 2003 ABB

TABLE OF CONTENTS

PAGE	PAGE DESCRIPTION	Date	Edited by
1	COPYRIGHT PAGE	6/17/2014	CNQILI2
2	TITLE PAGE	6/17/2014	CNQILI2
3	TABLE OF CONTENTS	4/21/2015	CNQILI2
3.a	TABLE OF CONTENTS	4/21/2015	CNQILI2
4	REVISION INFORMATION	4/21/2015	CNQILI2
5	BLOCK DIAGRAM (ROBOTTRACK)	4/21/2015	CNQILI2
6	BLOCK DIAGRAM (TRANSFERTRACK)	4/21/2015	CNQILI2
7	BLOCK DIAGRAM (ROBOTTRACK)	4/21/2015	CNQILI2
8	BLOCK DIAGRAM SCENARIO A TRANSFERTRACK	4/21/2015	CNQILI2
9	BLOCK DIAGRAM SCENARIO B TRANSFERTRACK	4/21/2015	CNQILI2
10	MEASUREMENT SYSTEM 1 ROBOTTRACK	4/21/2015	CNQILI2
11	RESOLVER CABLE, ROBOT	4/21/2015	CNQILI2
12	IRB SERIAL MEASUREMENT BOARD NODE 7 ROBOTTRACK	4/21/2015	CNQILI2
13	EXTERNAL AXIS A43, XS/XP7 Only for release 13.2 and earlier	4/21/2015	CNQILI2
14	EXTERNAL AXIS no 7, 8, 9 A41.3 .4 .5 , XS/XP7	4/21/2015	CNQILI2
15	EXTERNAL AXES ADAPTER HARNESS XS/XP40, A43:XP5, A7:XP7 :XP8 :XP9 Only for rel.14.1 and later.	4/21/2015	CNQILI2
16	MOTOR, ROBOTTRACK	4/21/2015	CNQILI2
17	ROBOT MOTOR CABLE, IRB 1520	4/21/2015	CNQILI2
18	ROBOT MOTOR CABLE, IRB 1600	4/21/2015	CNQILI2
19	ROBOT MOTOR CABLE, IRB 26/4600	4/21/2015	CNQILI2
20	OPTION CUSTOMER POWER/SIGNAL, IRB 1600	4/21/2015	CNQILI2
21	OPTION CUSTOMER POWER/SIGNAL, IRB 26/4600	4/21/2015	CNQILI2
22	OPTION CUSTOMER POWER/SIGNAL DEVICENET, IRB 26/4600	4/21/2015	CNQILI2
23	OPTION CUSTOMER POWER/SIGNAL PARALLEL, IRB 26/4600	4/21/2015	CNQILI2
24	OPTION CUSTOMER POWER/SIGNAL PROFINET, IRB 26/4600	4/21/2015	CNQILI2
25	OPTION ARC WELDING DEVICENET BUS	4/21/2015	CNQILI2
26	OPTION ARC WELDING DEVICENET BUS WELDER POWER SOURCE	4/21/2015	CNQILI2
27	OPTION ARC WELDING CONNECTION EXT. EQUIPMENT	4/21/2015	CNQILI2
28.a	OPTION ARC WELDING TORCH CLEANER TSC	4/21/2015	CNQILI2
28.b	OPTION ARC WELDING TORCH CLEANER TSC	4/21/2015	CNQILI2
29	CABLE MOTOR POWER IRC5 TO SMB-BOX(3AXIS)	4/21/2015	CNQILI2
30	MOTOR POWER SMB-BOX(3AXIS)	4/21/2015	CNQILI2
31	MEASUREMENT SYSTEM 1 AND 2 SMB-BOX(3AXIS)	1/6/2015	CNQILI2

We reserve all rights in this document and in the information contained therein. Reproduction, use or disclosure to third parties without express authority is strictly forbidden. © Copyright 2003 ABB

Latest revision:
 Prepared by, date: CNJEXU9, 2020-06-30 Approved by, date: Chao Xie, 2020-07-01



Lab/Office:
RA/RATY

Midium Track Motion IRBT 2005
 TABLE OF CONTENTS

Status:
Approved

Plant: =
 Location: +
 Sublocation: +

Document no.
3HAC051586-001

Rev. Ind Page 3
 Next 3.a
 Total 42

2014-07-28 First version Ver00

2014-12-18 Revision Ver01
Brake release design change.
New TSC replaced.

2015-04-24 Revision Ver02
Motor power cable design changed (3axis SMB box)

2019-03-21 Revision Ver03
Add sensor & cable page

2020-06-30 Revision Ver04
change sensor & cable page

we reserve all rights in this document and in the information contained therein. Reproduction, use or disclosure to third parties without express authority is strictly forbidden. © Copyright 2003 ABB

Latest revision:
Prepared by, date: CNJEXU9, 2020-06-30 | Approved by, date: Chao Xie, 2020-07-01



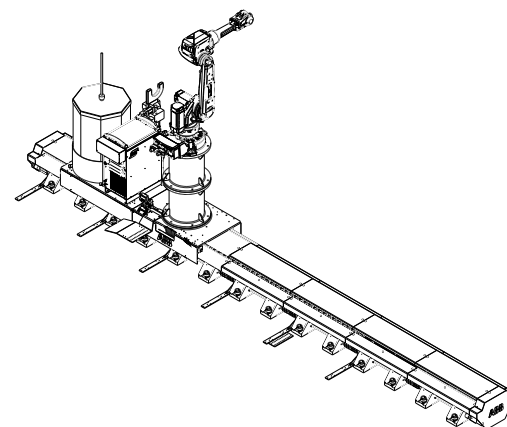
Lab/Office:
RA/RATY

Midium Track Motion IRBT 2005
REVISION INFORMATION

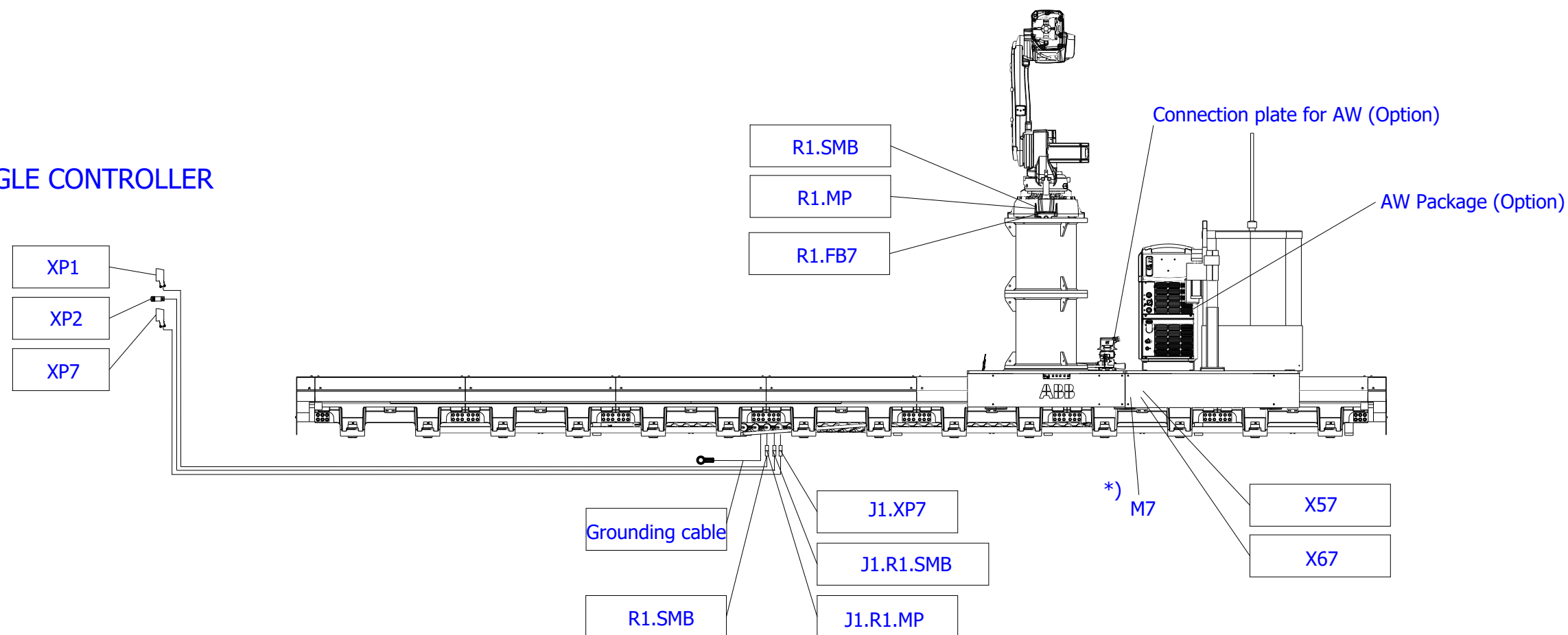
Status:	Approved	Plant:	=
		Location:	+
		Sublocation:	+
Document no.	3HAC051586-001	Rev. Ind	04
		Page	4
		Next	5
		Total	42

*) SYSTEM CONFIGURATION

MOTOR No	SMB NODE No	UNIT
M7	7	ROBOT TRACK



ON SINGLE CONTROLLER



Latest revision:



Lab/Office:
RA/RATY

Midium Track Motion IRBT 2005
BLOCK DIAGRAM (ROBOTTRACK)

Status:
Approved

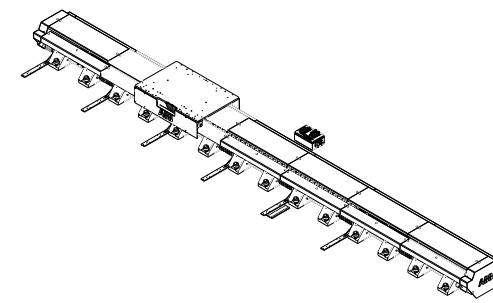
Plant: =
Location: +
Sublocation: +

Prepared by, date: CNJEXU9, 2020-06-30 | Approved by, date: Chao Xie, 2020-07-01

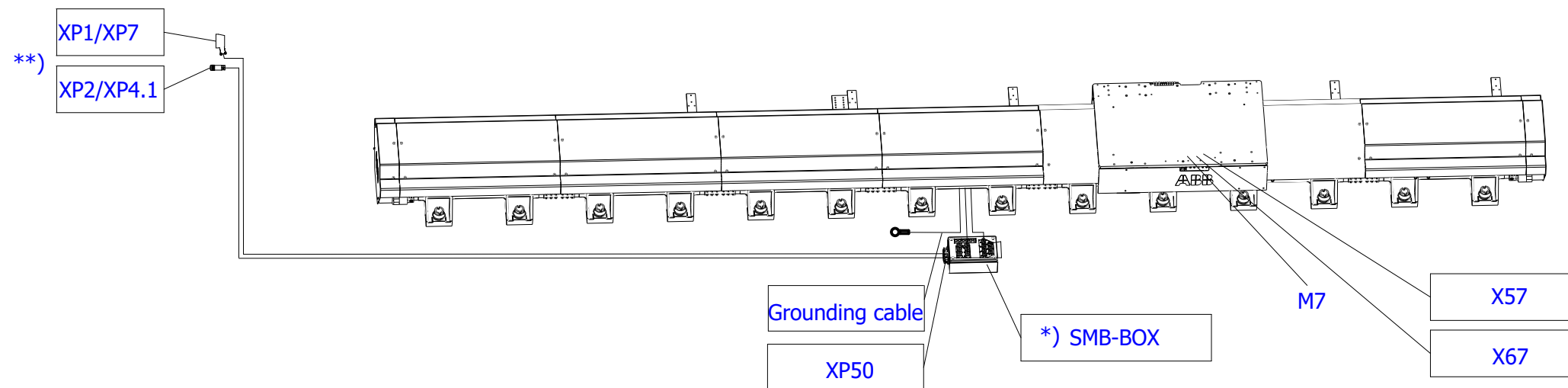
Document no. 3HAC051586-001
Rev. Ind 04
Page 5
Next 6
Total 42

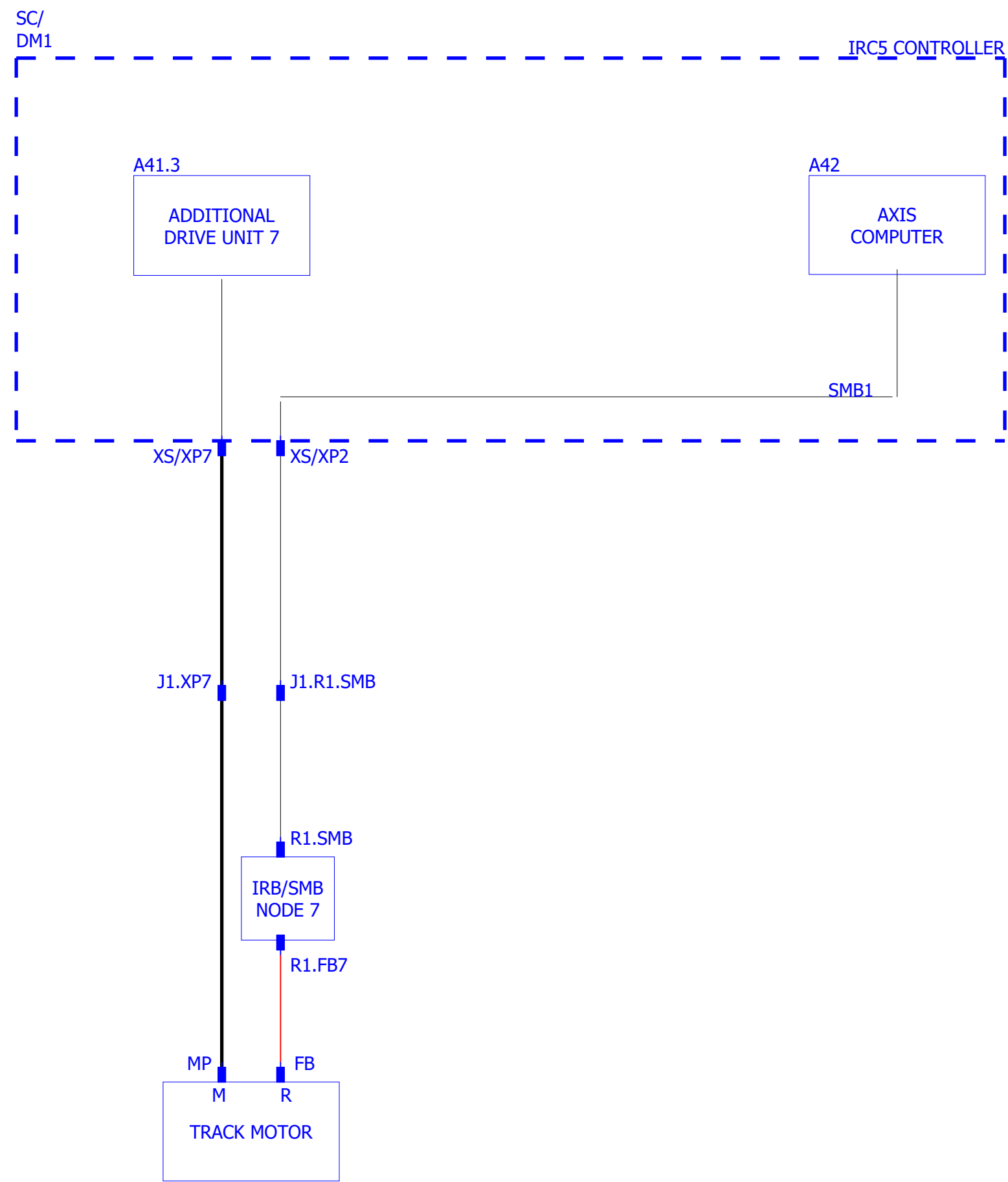
*) Two options for SMB BOX solution:
3-axis SMB BOX/6-axis SMB BOX

***) XP7&XP4.1 for TransferTrack with 3-axis SMB BOX
XP1&XP2 for TransferTrack with 6-axis SMB BOX



ON SINGLE CONTROLLER





we reserve all rights in this document and in the information contained therein. Reproduction, use or disclosure to third parties without express authority is strictly forbidden. © Copyright 2003 ABB

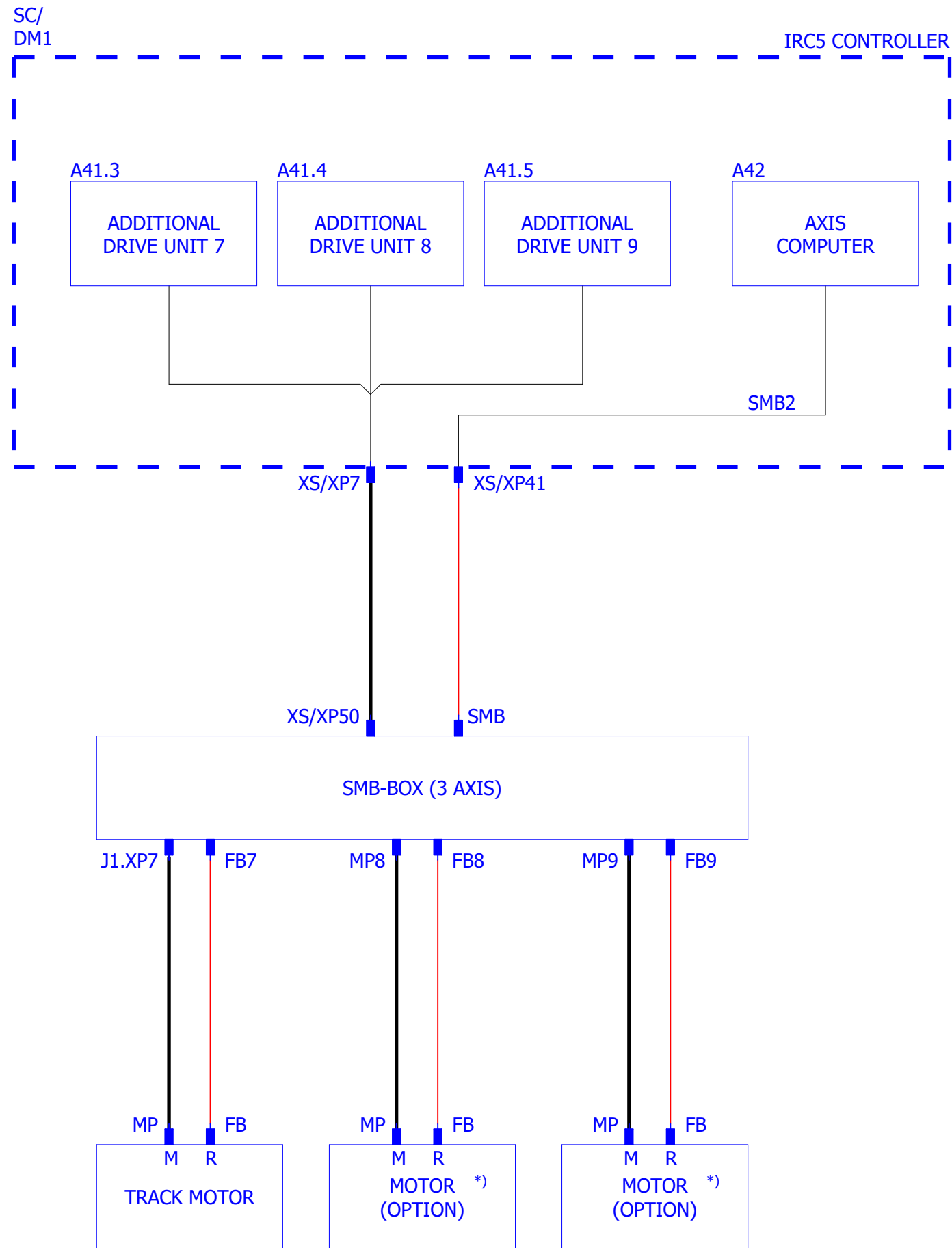
Latest revision:

Prepared by, date: CNJEXU9, 2020-06-30 Approved by, date: Chao Xie, 2020-07-01



Midium Track Motion IRBT 2005
BLOCK DIAGRAM (ROBOTTRACK)

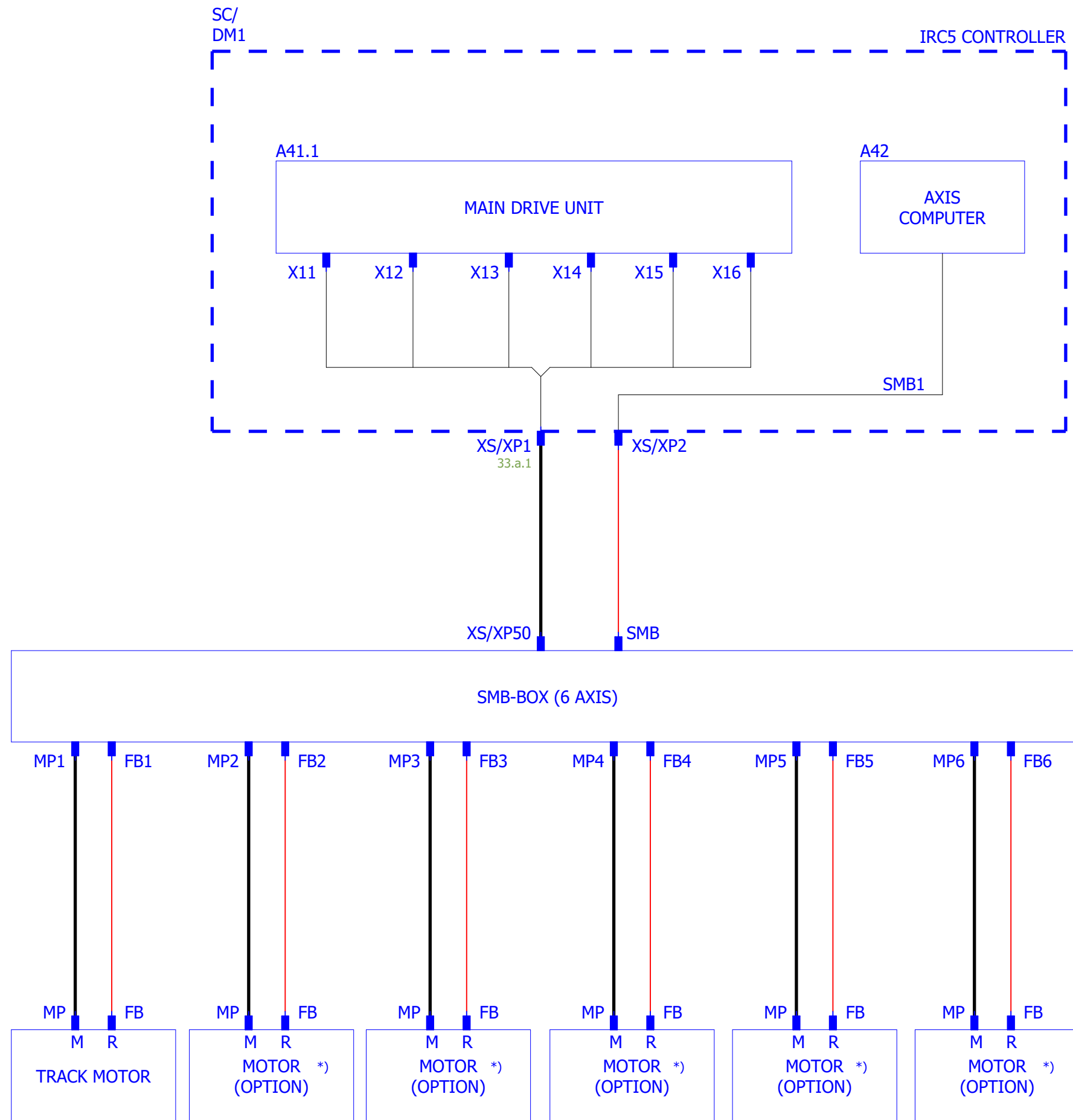
Status:	Plant: =	Rev. Ind	Page 7
Approved	Location: +	04	Next 8
Document no.	Sublocation: +	3HAC051586-001	Total 42



*) Usally, the option motor will be served as rotation unti or lifter unit.



We reserve all rights in this document and in the information contained therein. Reproduction, use or disclosure to third parties without express authority is strictly forbidden. © Copyright 2003 ABB



*) Usually, the option motor will be served as rotation unit or lifter unit.

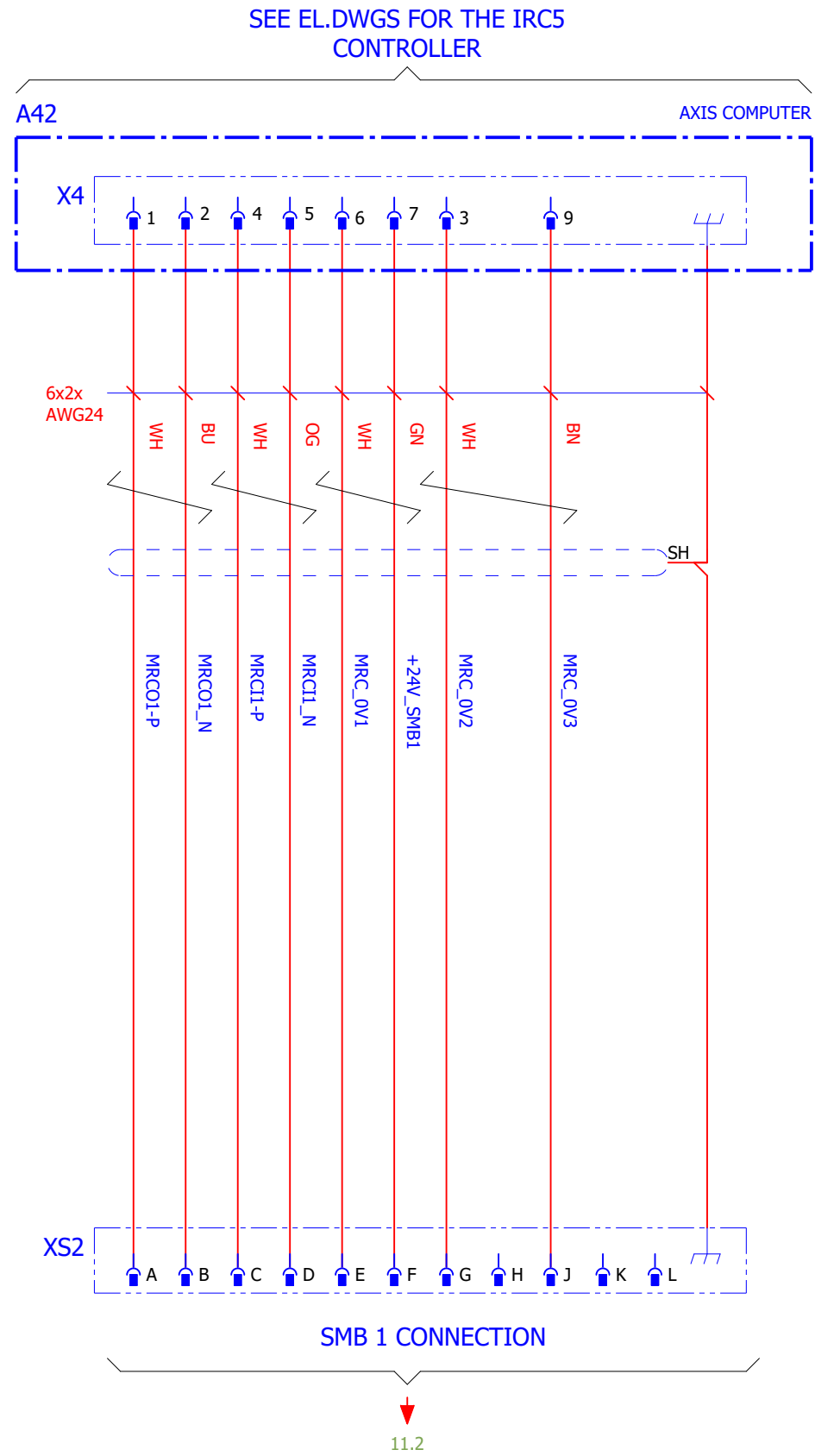
Latest revision:
 Prepared by, date: CNJEXU9, 2020-06-30 Approved by, date: Chao Xie, 2020-07-01



Lab/Office:
RA/RATY

Midium Track Motion IRBT 2005
 BLOCK DIAGRAM SCENARIO B
 TRANSFERTRACK

Status:	Plant: =
Approved	Location: +
Document no.	Sublocation: +
3HAC051586-001	Rev. Ind Page 9
04	Next 10
	Total 42



we reserve all rights in this document and in the information contained therein. Reproduction, use or disclosure to third parties without express authority is strictly forbidden. © Copyright 2003 ABB

Latest revision:

Prepared by, date: CNJEXU9, 2020-06-30 Approved by, date: Chao Xie, 2020-07-01

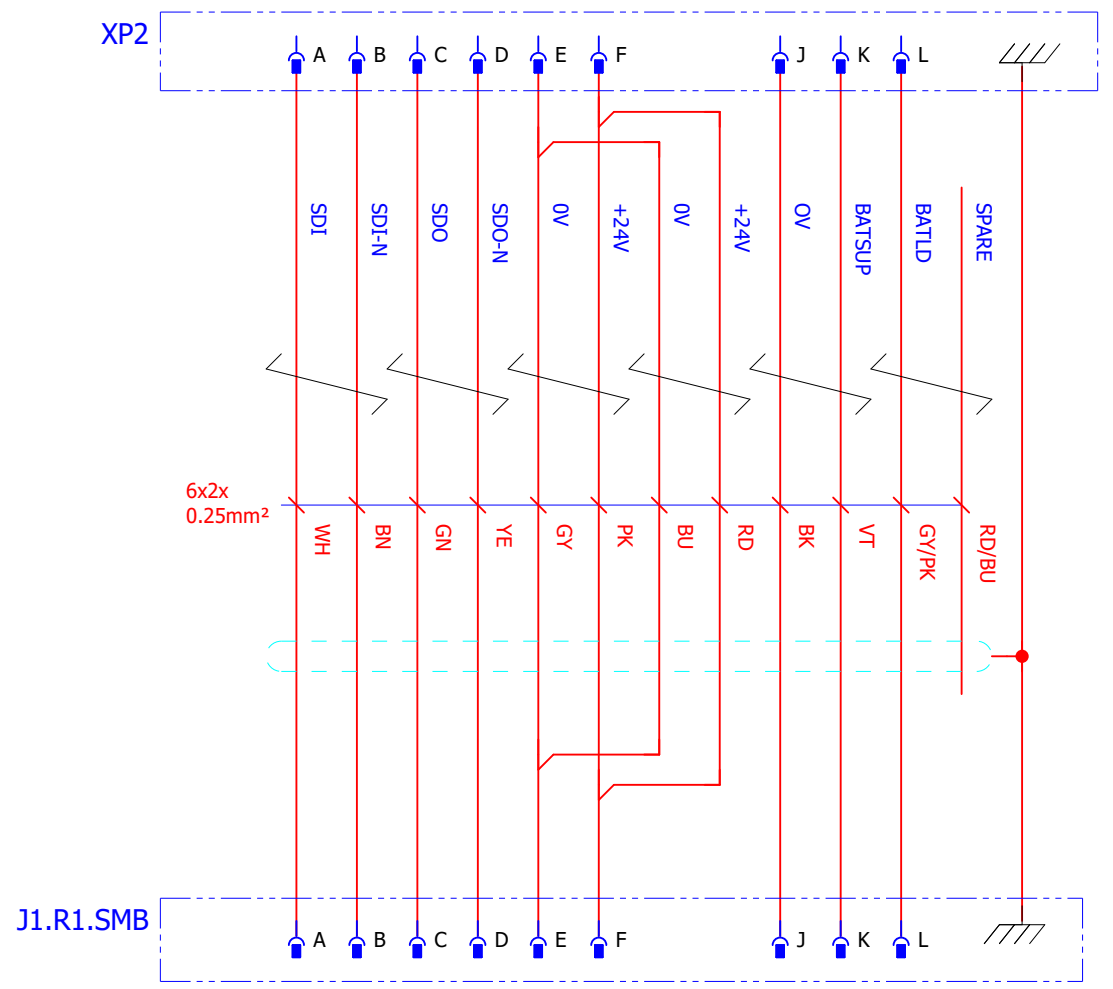
ABB Lab/Office:
RA/RATY

Midium Track Motion IRBT 2005
MEASUREMENT SYSTEM 1
ROBOTTRACK

Status:	Plant: =
Approved	Location: +
Document no.	Sublocation: +
3HAC051586-001	Rev. Ind Page 10
04	Next 11
	Total 42

10.2
↓

SEE EL.DWGS FOR THE ROBOT CONTROL SYSTEM



SEE EL.DWGS FOR THE IRB MANIPULATOR

12.7
↓

Latest revision:
Prepared by, date: CNJEXU9, 2020-06-30
Approved by, date: Chao Xie, 2020-07-01



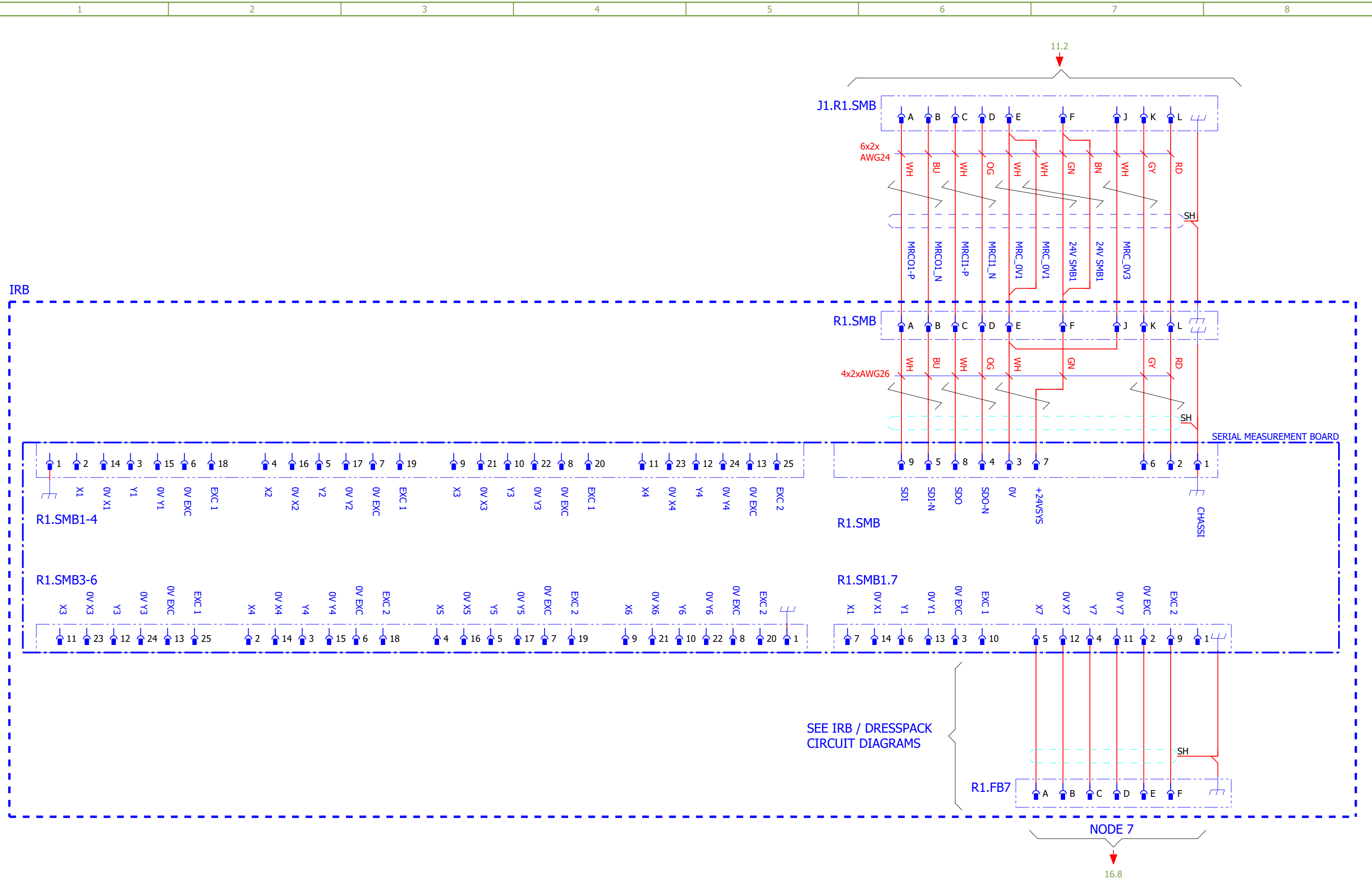
Lab/Office:
RA/RATY

Midium Track Motion IRBT 2005
RESOLVER CABLE, ROBOT

Status: Approved	Plant: = Location: + Sublocation: +
Document no. 3HAC051586-001	Rev. Ind 04
	Page 11 Next 12 Total 42

we reserve all rights in this document and in the information contained therein. Reproduction, use or disclosure to third parties without express authority is strictly forbidden. © Copyright 2003 ABB

We reserve all rights in this document and in the information contained therein. Reproduction, use or disclosure to third parties without express authority is strictly forbidden. © Copyright 2003 ABB



SEE IRB / DRESSPACK
CIRCUIT DIAGRAMS

Latest revision:
Prepared by, date: CNJEXU9, 2020-06-30
Approved by, date: Chao Xie, 2020-07-01

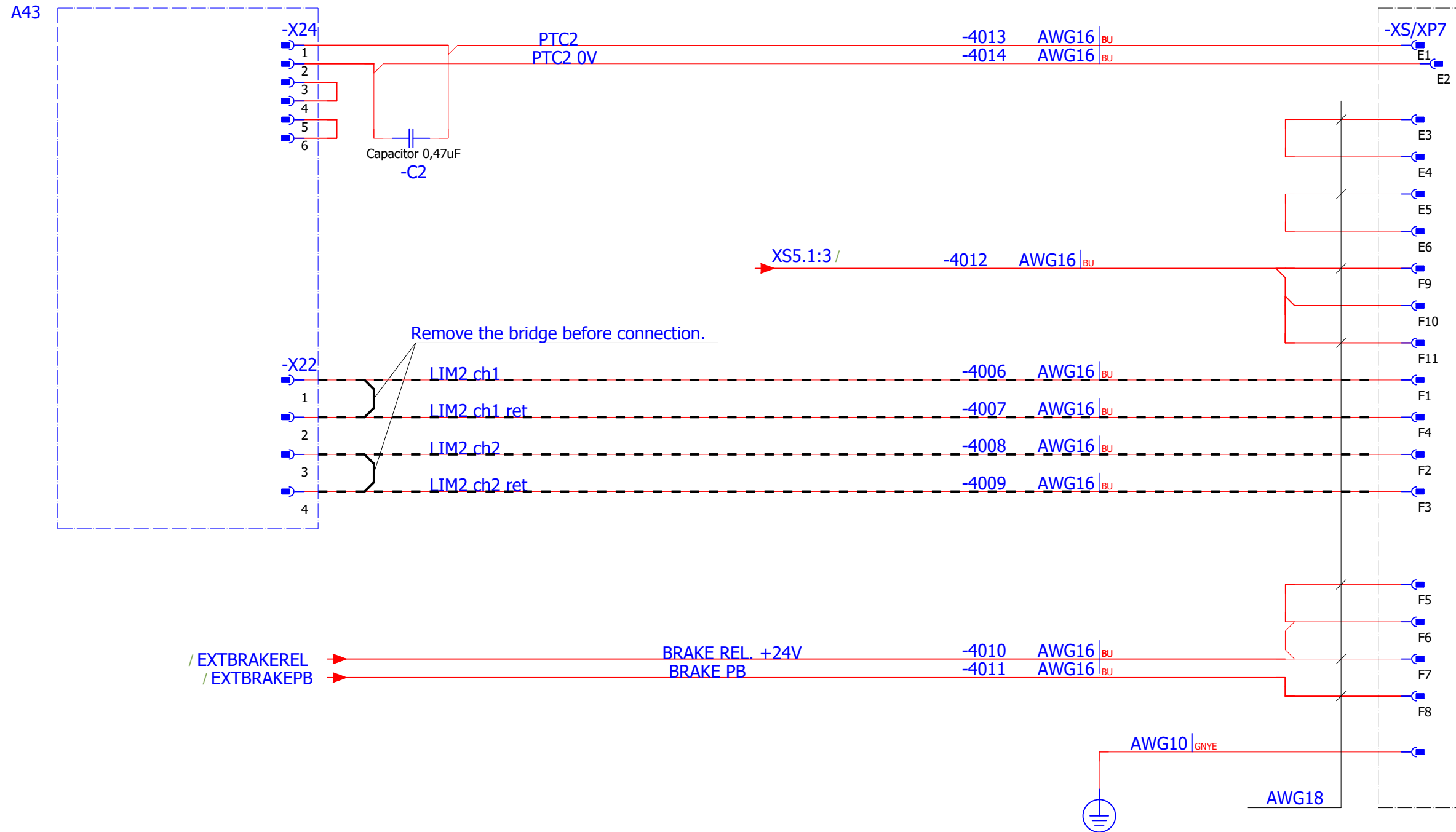


Lab/Office:
RA/RATY

Midium Track Motion IRBT 2005
IRB SERIAL MEASUREMENT BOARD
NODE 7 ROBOTTRACK

Status: Approved
Document no. 3HAC051586-001
Plant: =
Location: +
Sublocation: +
Rev. Ind Page 12
04 Next 13
Total 42

SEE EL.DWGS FOR THE IRC5
CONTROLLER



we reserve all rights in this document and in the information contained therein. Reproduction, use or disclosure to third parties without express authority is strictly forbidden. © Copyright 2003 ABB

Latest revision:
Prepared by, date: CNJEXU9, 2020-06-30 | Approved by, date: Chao Xie, 2020-07-01

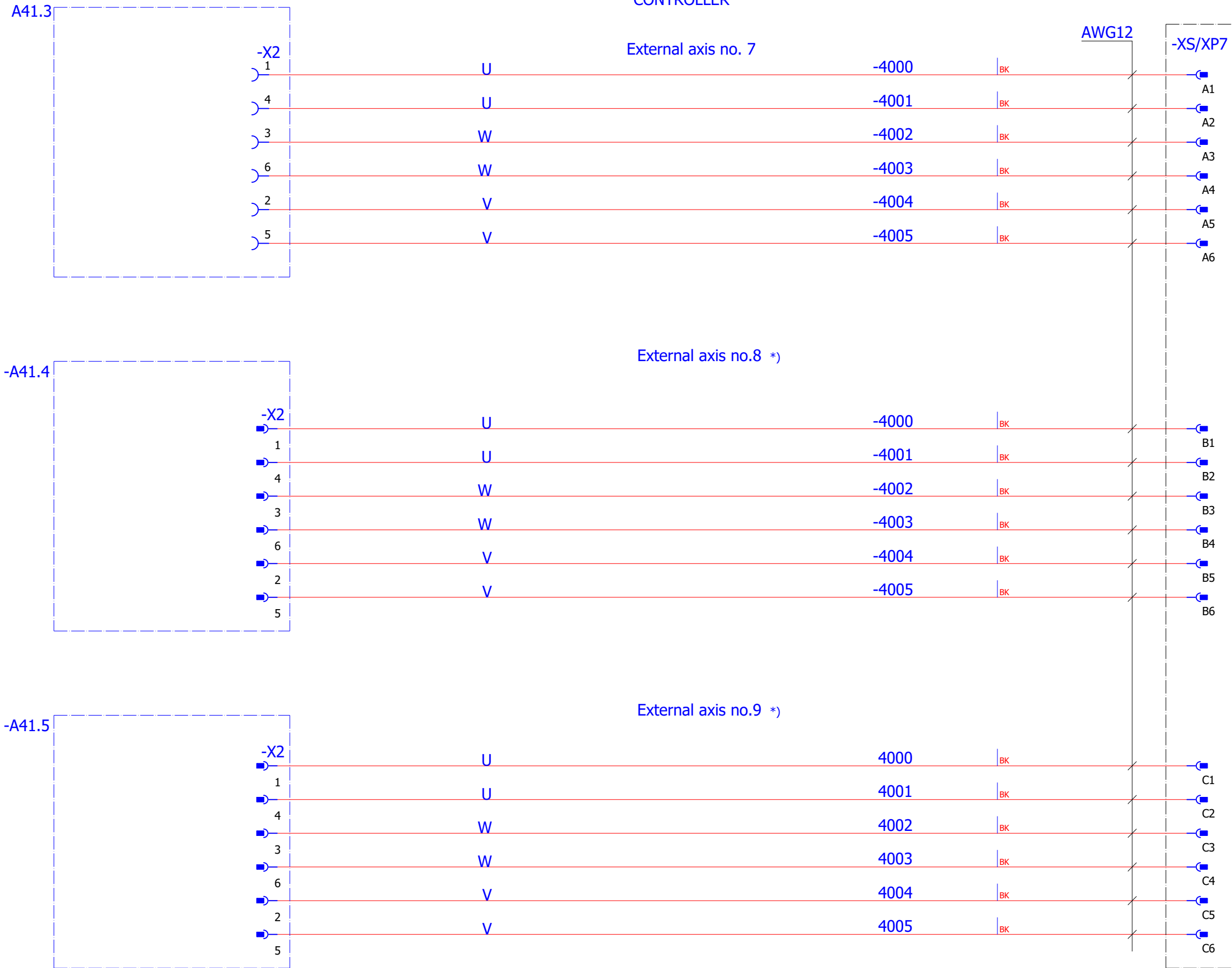


Lab/Office:
RA/RATY

Midium Track Motion IRBT 2005
EXTERNAL AXIS A43, XS/XP7
Only for release 13.2 and earlier

Status: Approved	Plant: = Location: + Sublocation: +
Document no. 3HAC051586-001	Rev. Ind Page 13 04 Next 14 Total 42

SEE EL.DWGS FOR THE IRC5 CONTROLLER



*) Only available for 3-axis SMB BOX.



Lab/Office:
RA/RATY

Midium Track Motion IRBT 2005
 EXTERNAL AXIS no 7, 8, 9 A41.3 .4 .5

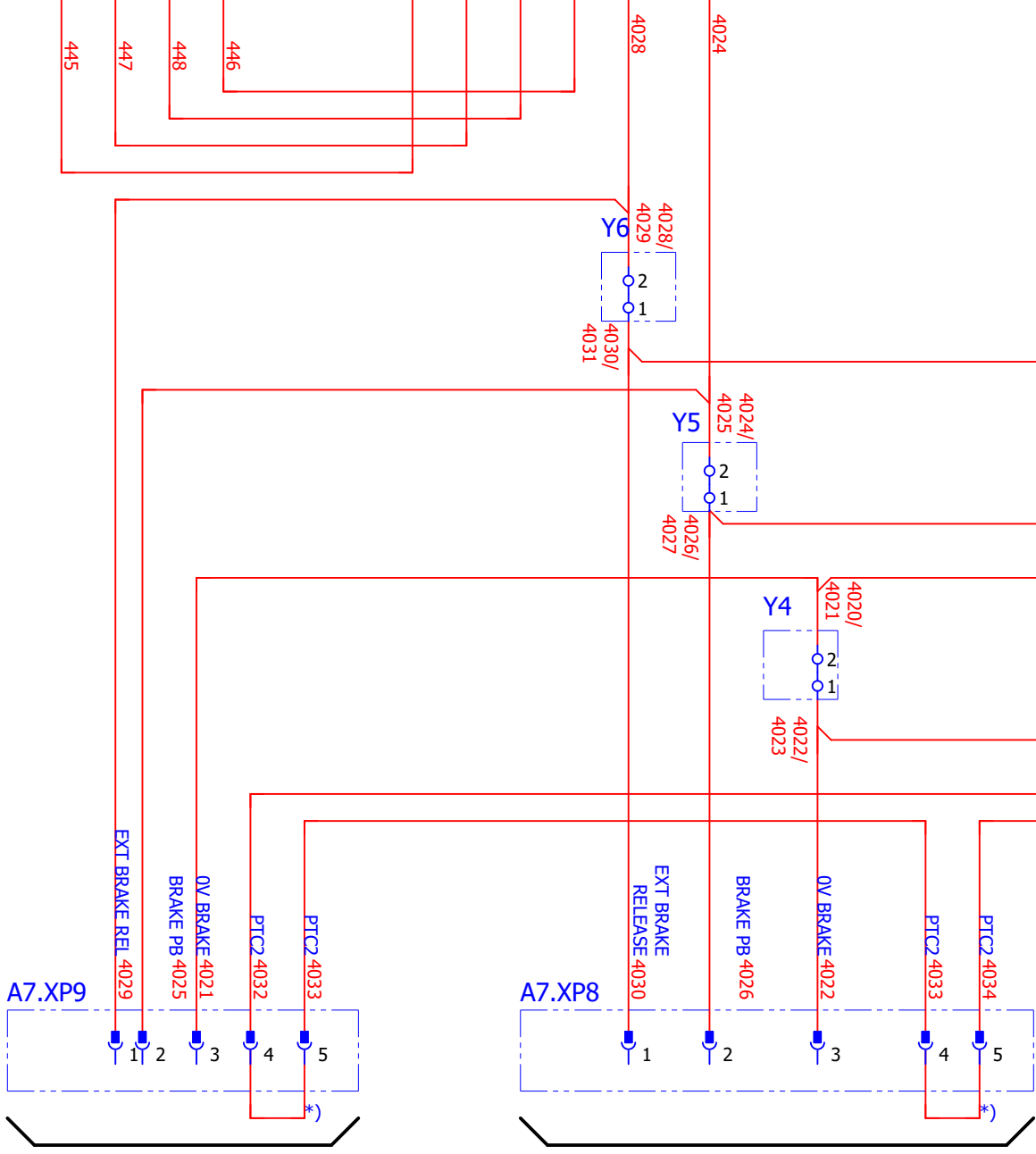
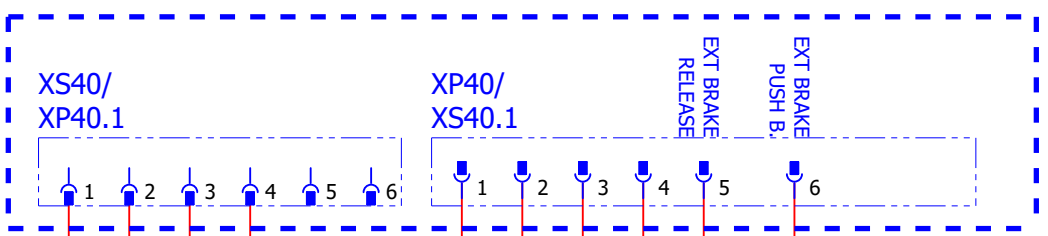
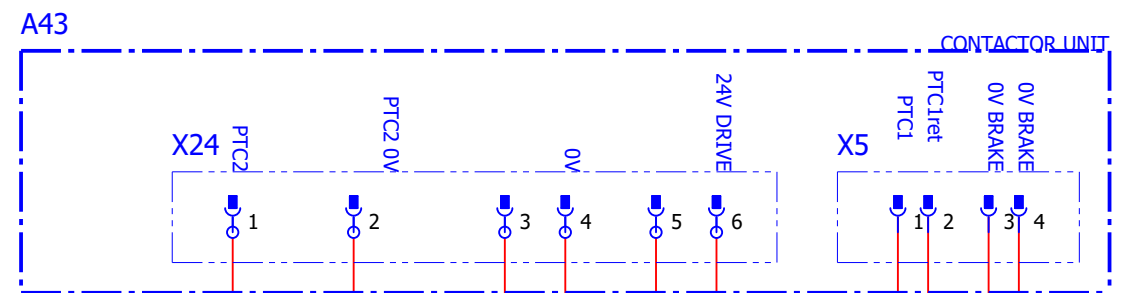
Status:
 Approved
 Document no.

Plant: =
 Location: +
 Sublocation: +

3HAC051586-001

Rev. Ind Page 14
 04 Next 15
 Total 42

SEE EL.DWGS FOR THE IRC5 CONTROLLER



Acc. to circuit diagram for the products: IRBT, DRESSPACK, SERVOGUN, RTT

Acc. to circuit diagram for the products: IRBT, DRESSPACK, SERVOGUN, MU, GU, IRBP

SEE EL.DWGS FOR THE IRC5 CONTROLLER

*) PTC2 JUMPER WHEN NOT CONNECTED.

CONNECTED WITH AWG16 BU, IF NO OTHER NOTATION

Latest revision:	
Prepared by, date: CNJEXU9, 2020-06-30	Approved by, date: Chao Xie, 2020-07-01

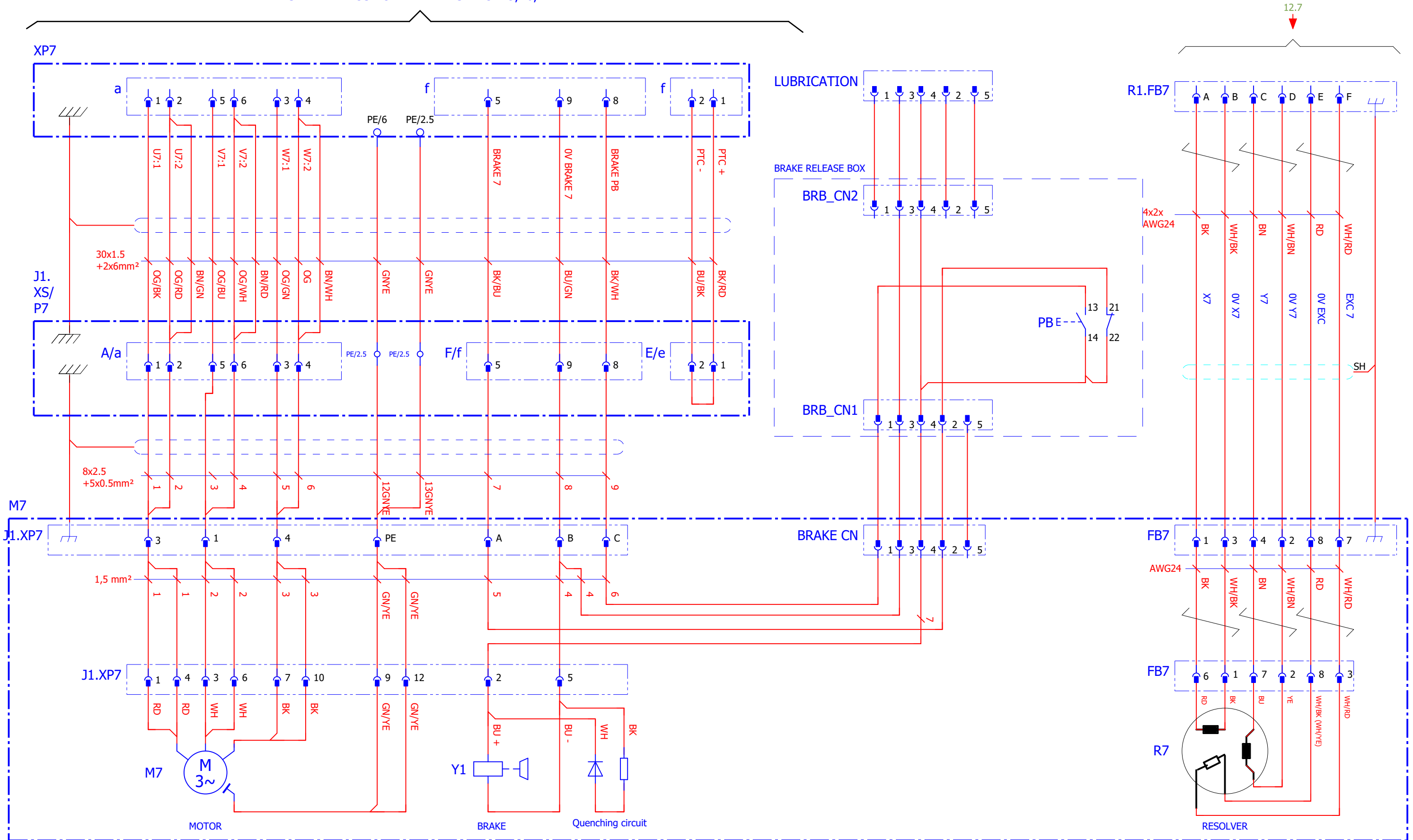


Lab/Office: RA/RATY

Medium Track Motion IRBT 2005
 EXTERNAL AXES ADAPTER HARNESS
 XS/XP40, A43:XP5, A7:XP7 :XP8 :XP9
 Only for rel.14.1 and later.

Status: Approved	Plant: =
Document no. 3HAC051586-001	Location: +
Rev. Ind 04	Sublocation: +
Page 15	
Next 16	
Total 42	

SEE EL.DWGS FOR EXT. AXIS-PAGE15,16,17



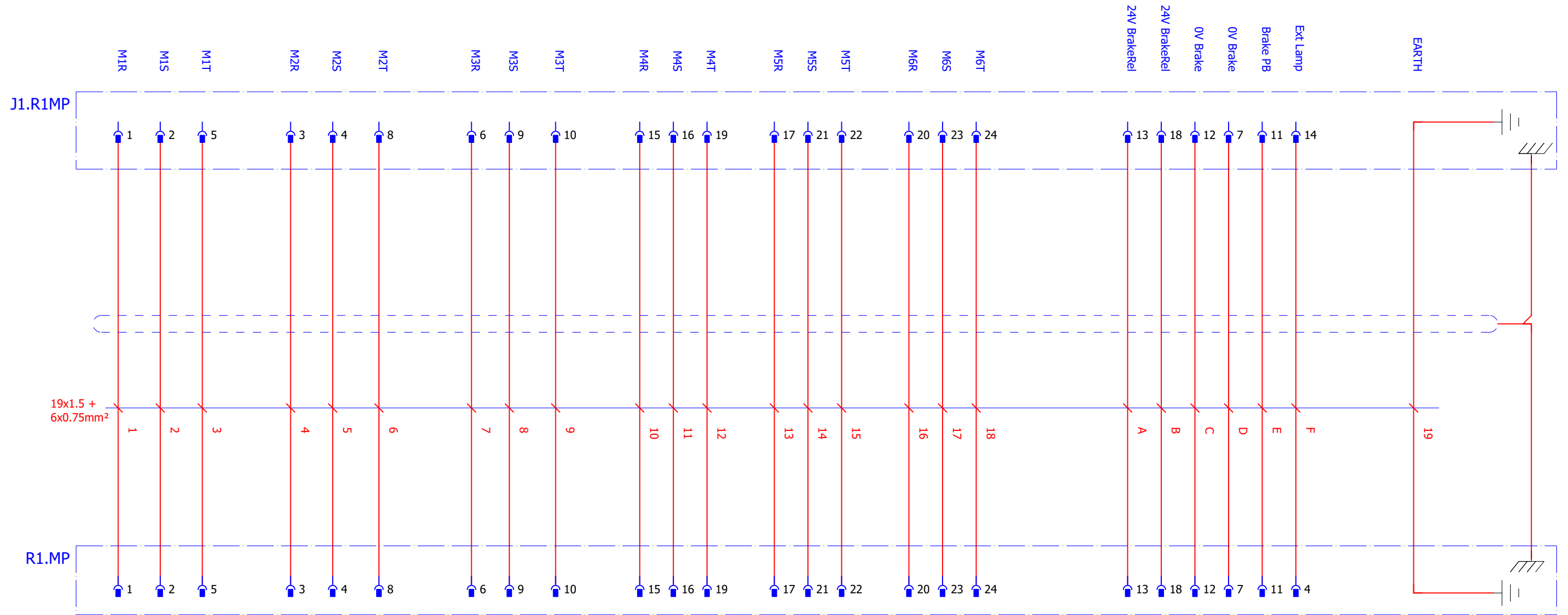
Latest revision:
 Prepared by, date: CNJEXU9, 2020-06-30
 Approved by, date: Chao Xie, 2020-07-01

ABB Lab/Office:
RA/RATY

Midium Track Motion IRBT 2005
 MOTOR, ROBOTTRACK

Status: Approved
 Document no. 3HAC051586-001
 Plant: =
 Location: +
 Sublocation: +
 Rev. Ind 04
 Page 16
 Next 17
 Total 42

SEE EL. DRAWINGS FOR THE ROBOT CONTROL SYSTEM



SEE EL. DRAWINGS FOR THE IRB MANIPULATOR

we reserve all rights in this document and in the information contained therein. Reproduction, use or disclosure to third parties without express authority is strictly forbidden. © Copyright 2003 ABB

Latest revision:
 Prepared by, date: CNJEXU9, 2020-06-30
 Approved by, date: Chao Xie, 2020-07-01



Lab/Office:
RA/RATY

Midium Track Motion IRBT 2005
 ROBOT MOTOR CABLE, IRB 1520

Status:
Approved


Plant: =
 Location: +
 Sublocation: +

Document no.
3HAC051586-001

Rev. Ind Page 17
 Next 18
 Total 42

04

SEE EL. DRAWINGS FOR THE ROBOT CONTROL SYSTEM



SEE EL. DRAWINGS FOR THE IRB MANIPULATOR

Latest revision:
 Prepared by, date: CNJEXU9, 2020-06-30
 Approved by, date: Chao Xie, 2020-07-01

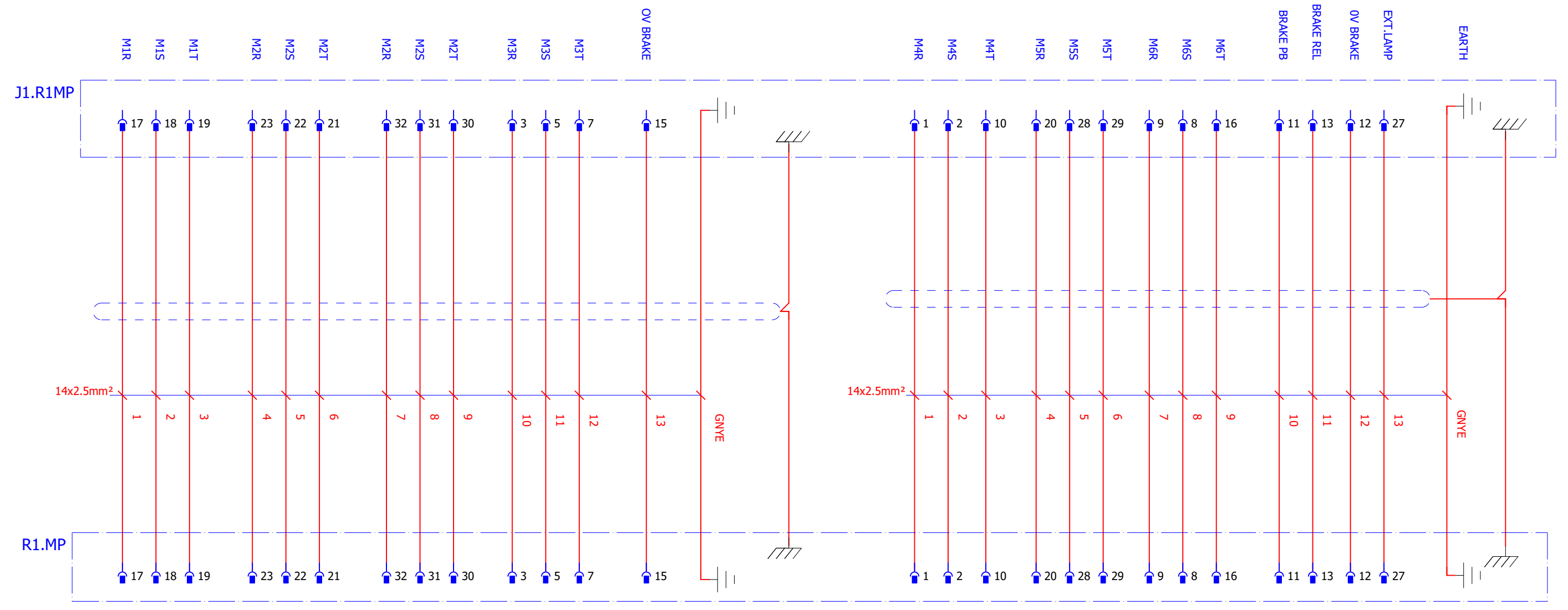


Lab/Office:
RA/RATY

Midium Track Motion IRBT 2005
 ROBOT MOTOR CABLE, IRB 1600

Status: Approved	Plant: = Location: + Sublocation: +
Document no. 3HAC051586-001	Rev. Ind Page 18 04 Next 19 Total 42

SEE EL. DRAWINGS FOR THE ROBOT CONTROL SYSTEM



SEE EL. DRAWINGS FOR THE IRB MANIPULATOR

Latest revision:
 Prepared by, date: CNJEXU9, 2020-06-30
 Approved by, date: Chao Xie, 2020-07-01

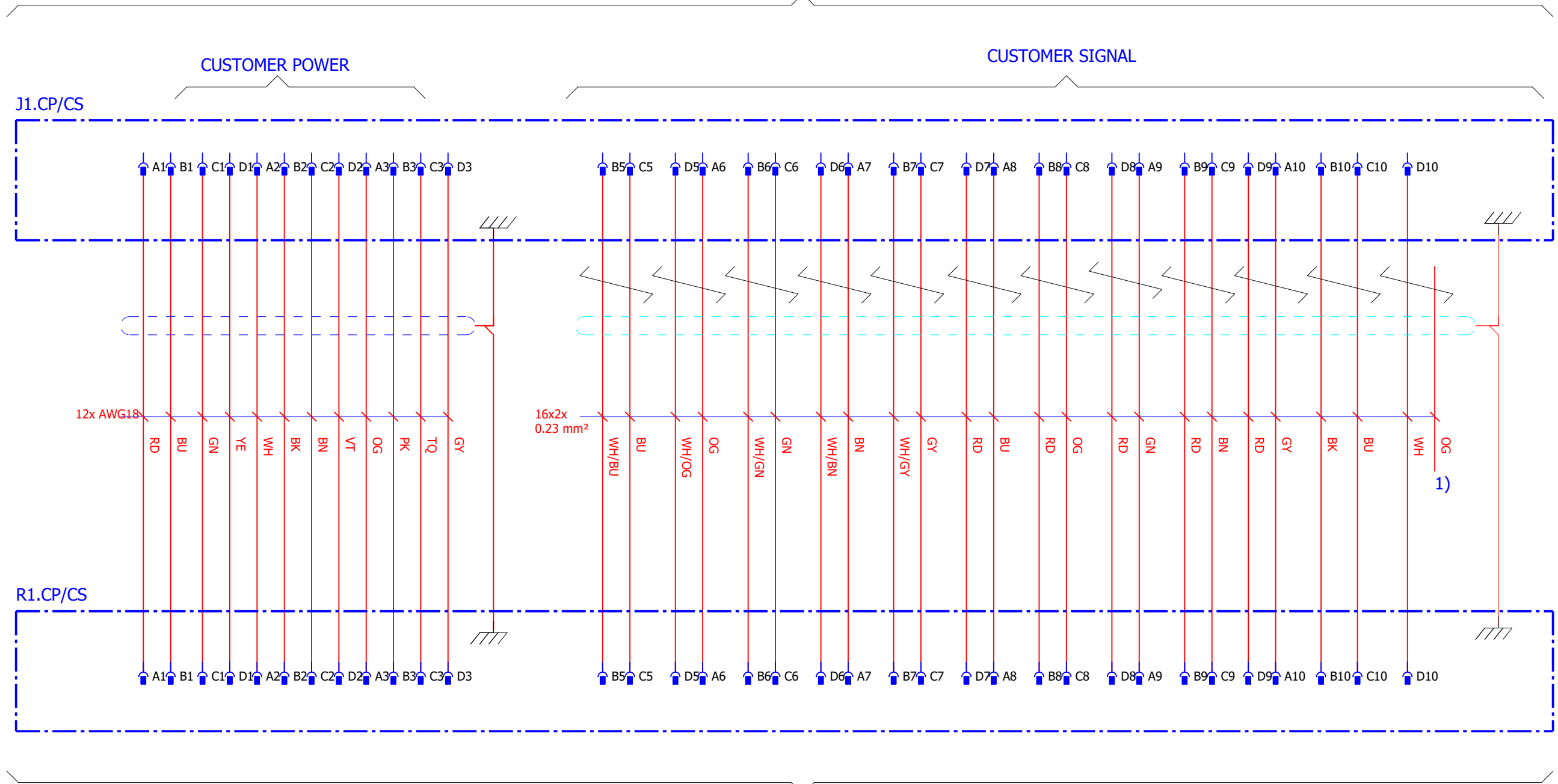


Midium Track Motion IRBT 2005
 ROBOT MOTOR CABLE, IRB 26/4600

Status: Approved
 Document no. 3HAC051586-001
 Plant: =
 Location: +
 Sublocation: +
 Rev. Ind Page 19
 04 Next 20
 Total 42

we reserve all rights in this document and in the information contained therein. Reproduction, use or disclosure to third parties without express authority is strictly forbidden. © Copyright 2003 ABB

SEE EL. DRAWINGS FOR THE ROBOT CONTROL SYSTEM



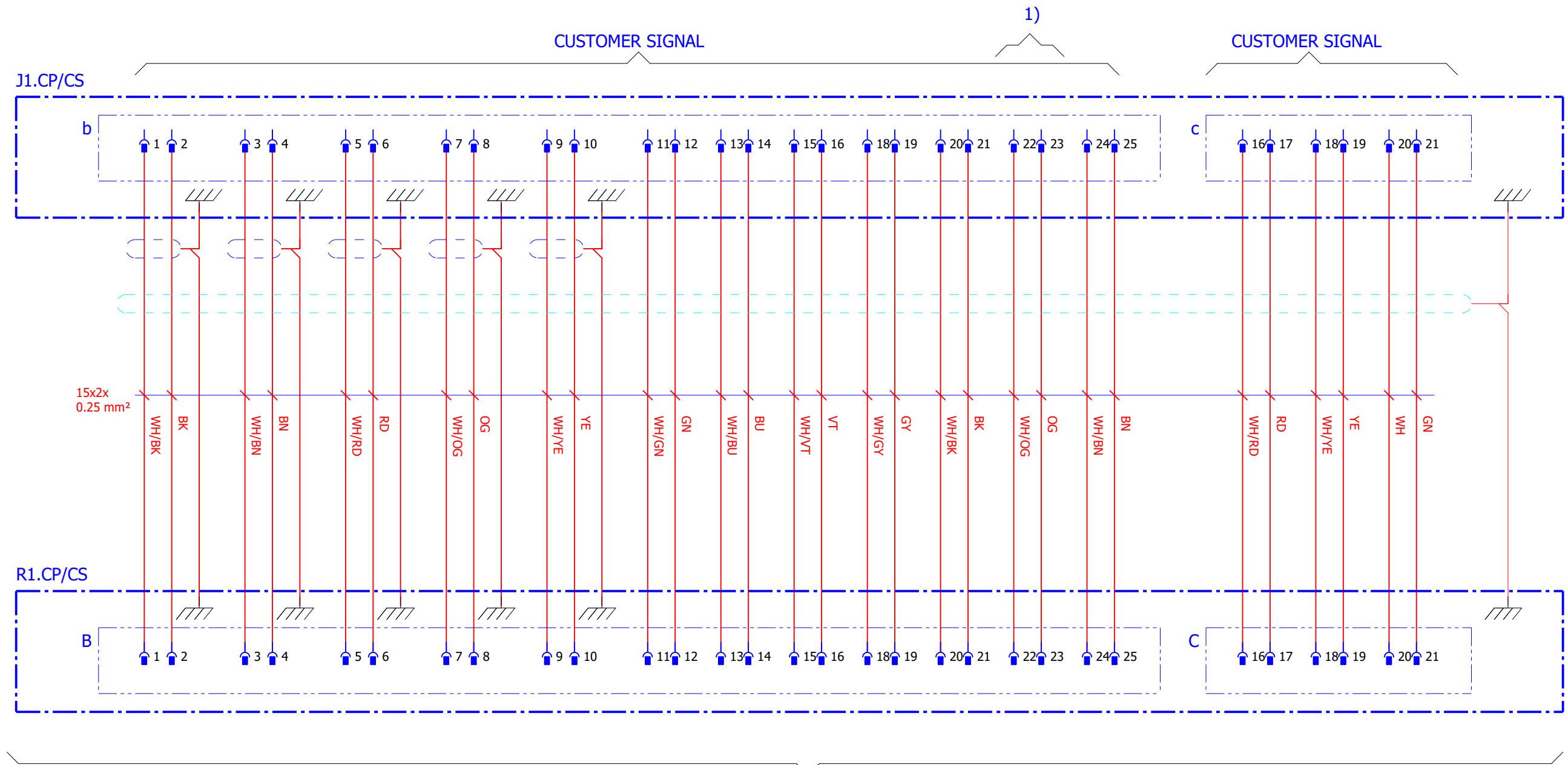
SEE EL. DRAWINGS FOR THE IRB MANIPULATOR

1) Spare wire need be cut off.



Lab/Office:
RA/RATY

SEE EL. DRAWINGS FOR THE ROBOT CONTROL SYSTEM

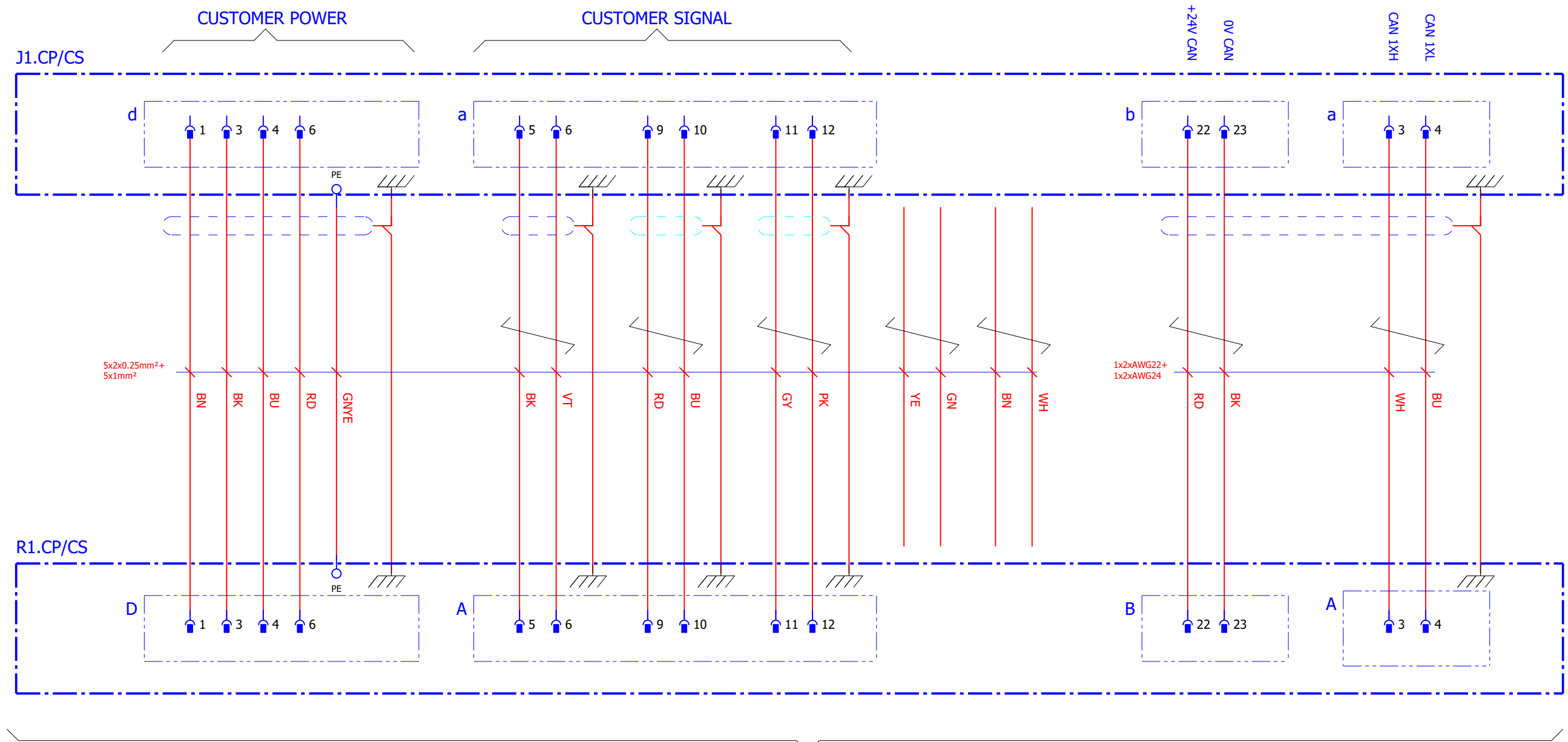


SEE EL. DRAWINGS FOR THE IRB MANIPULATOR

1) Part OG, WH/OG not connected to b/B.22,23 when Opt. DeviceNet, see sh. 13.

We reserve all rights in this document and in the information contained therein. Reproduction, use or disclosure to third parties without express authority is strictly forbidden. © Copyright 2003 ABB

SEE EL. DRAWINGS FOR THE ROBOT CONTROL SYSTEM



SEE EL. DRAWINGS FOR THE IRB MANIPULATOR

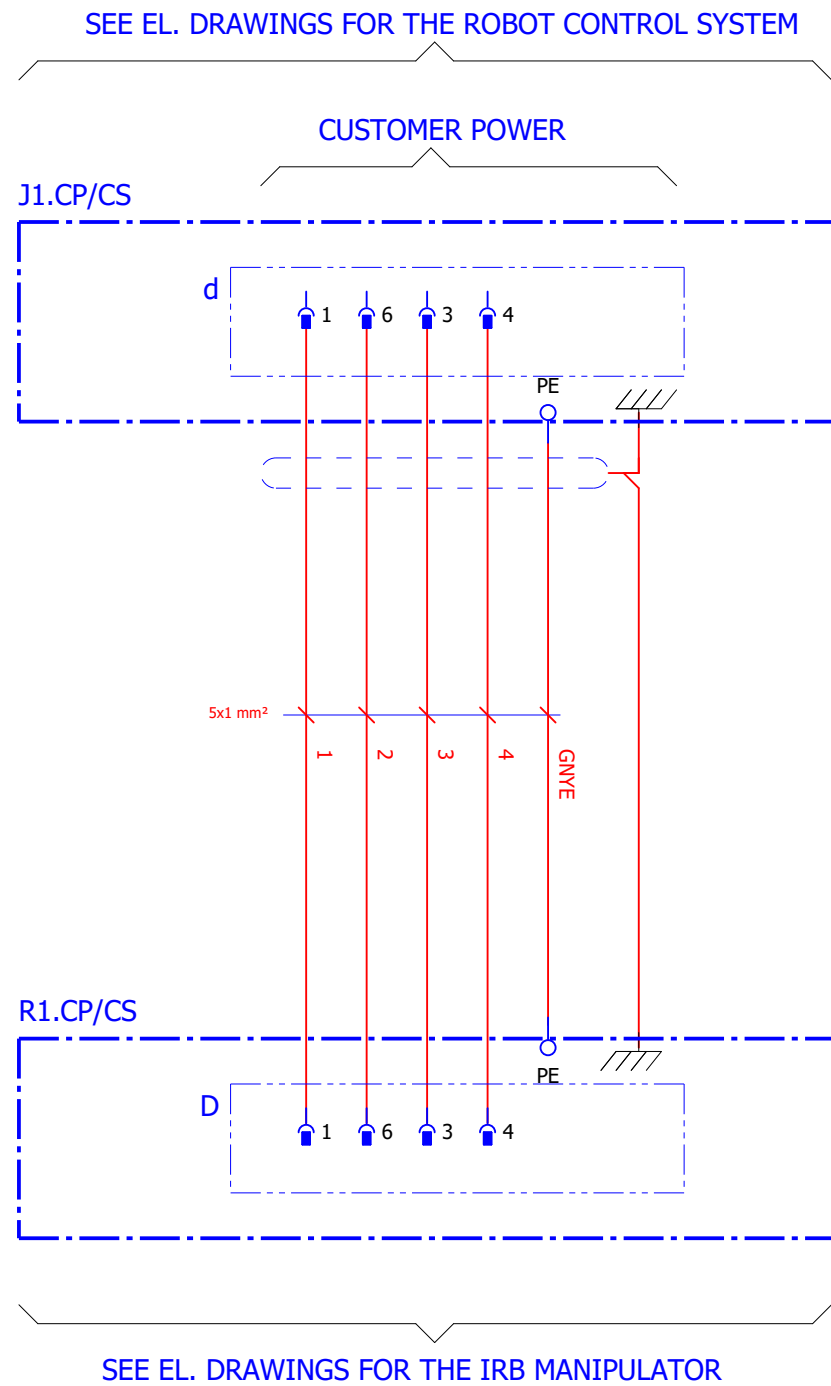
Latest revision:
 Prepared by, date: CNJEXU9, 2020-06-30
 Approved by, date: Chao Xie, 2020-07-01



Lab/Office:
RA/RATY

Midium Track Motion IRBT 2005
 OPTION CUSTOMER POWER/SIGNAL
 DEVICENET, IRB 26/4600

Status: Approved	Plant: = Location: + Sublocation: +
Document no. 3HAC051586-001	Rev. Ind Page 22 04 Next 23 Total 42



We reserve all rights in this document and in the information contained therein. Reproduction, use or disclosure to third parties without express authority is strictly forbidden. © Copyright 2003 ABB

Latest revision:

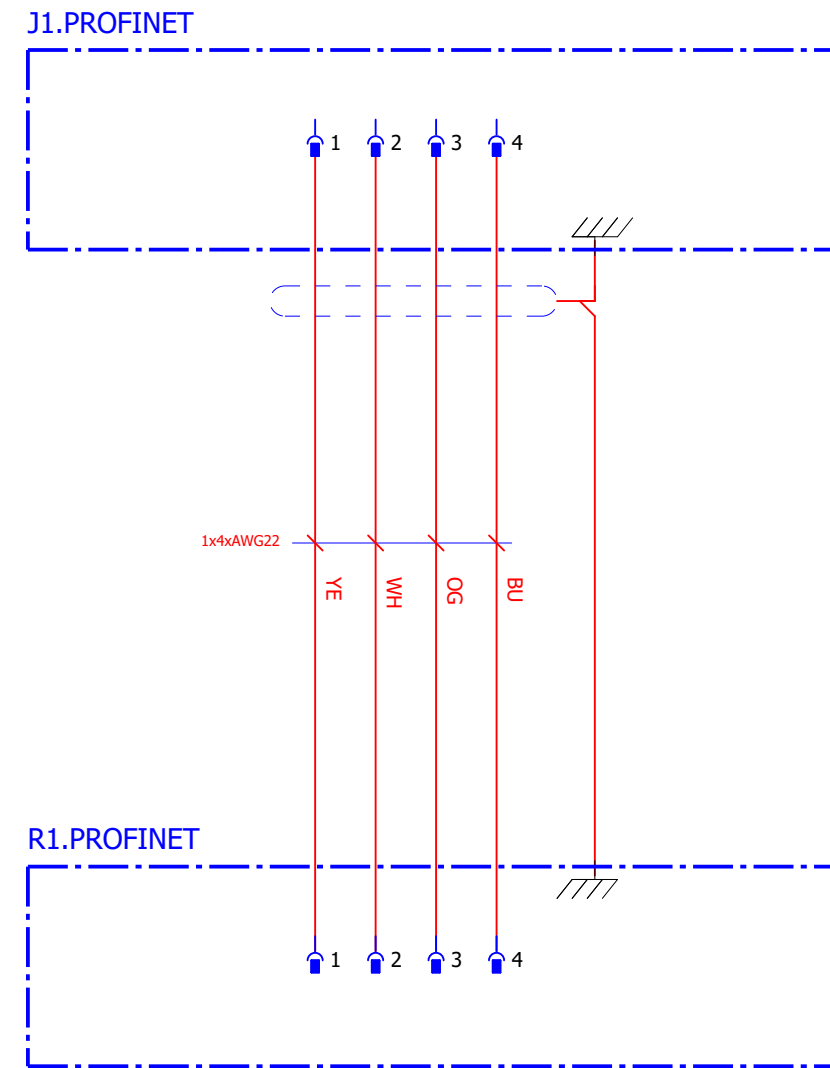
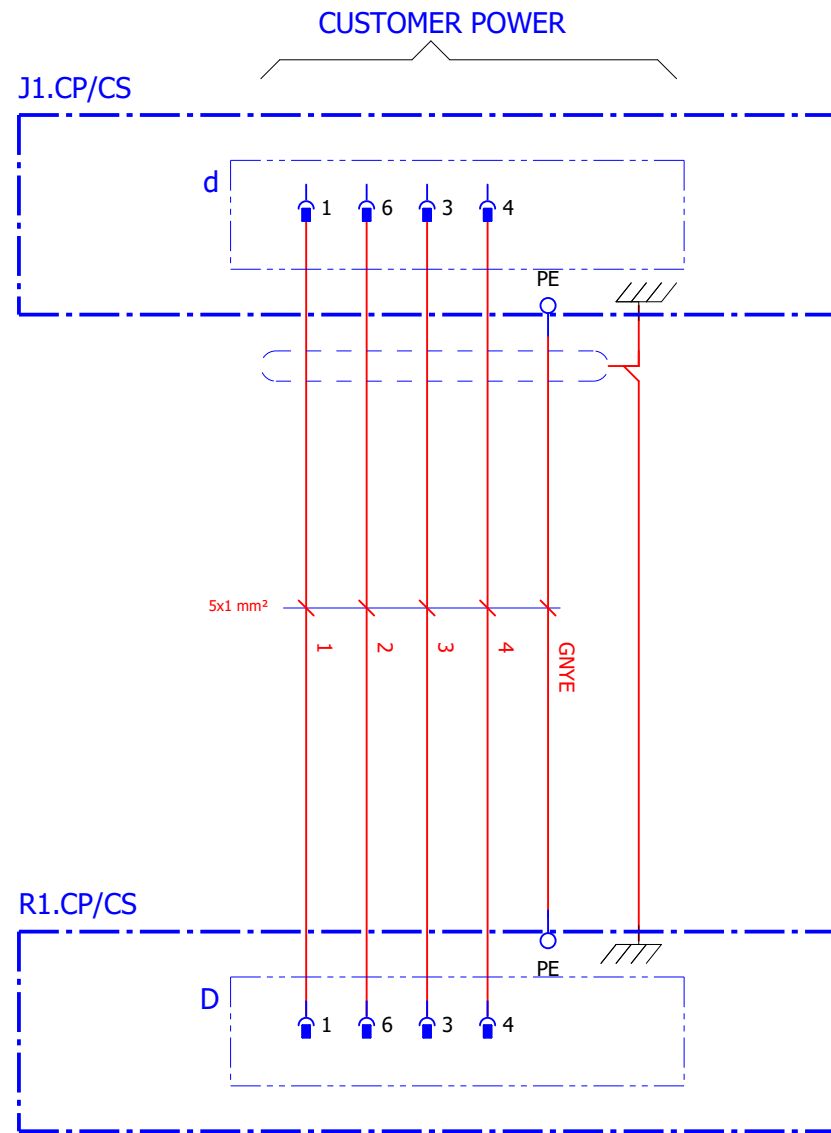
Prepared by, date: CNJEXU9, 2020-06-30 Approved by, date: Chao Xie, 2020-07-01

ABB Lab/Office:
RA/RATY

Midium Track Motion IRBT 2005
OPTION CUSTOMER POWER/SIGNAL
PARALLEL, IRB 26/4600

Status:	Plant: =
Approved	Location: +
Document no.	Sublocation: +
3HAC051586-001	Rev. Ind Page 23
04	Next 24
	Total 42

SEE EL.DRAWINGS FOR THE ROBOT CONTROL SYSTEM



SEE EL. DRAWINGS FOR THE IRB MANIPULATOR

we reserve all rights in this document and in the information contained therein. Reproduction, use or disclosure to third parties without express authority is strictly forbidden. © Copyright 2003 ABB

Latest revision:
 Prepared by, date: CNJEXU9, 2020-06-30
 Approved by, date: Chao Xie, 2020-07-01



Lab/Office:
RA/RATY

Midium Track Motion IRBT 2005
 OPTION CUSTOMER POWER/SIGNAL
 PROFINET, IRB 26/4600

Status:
Approved

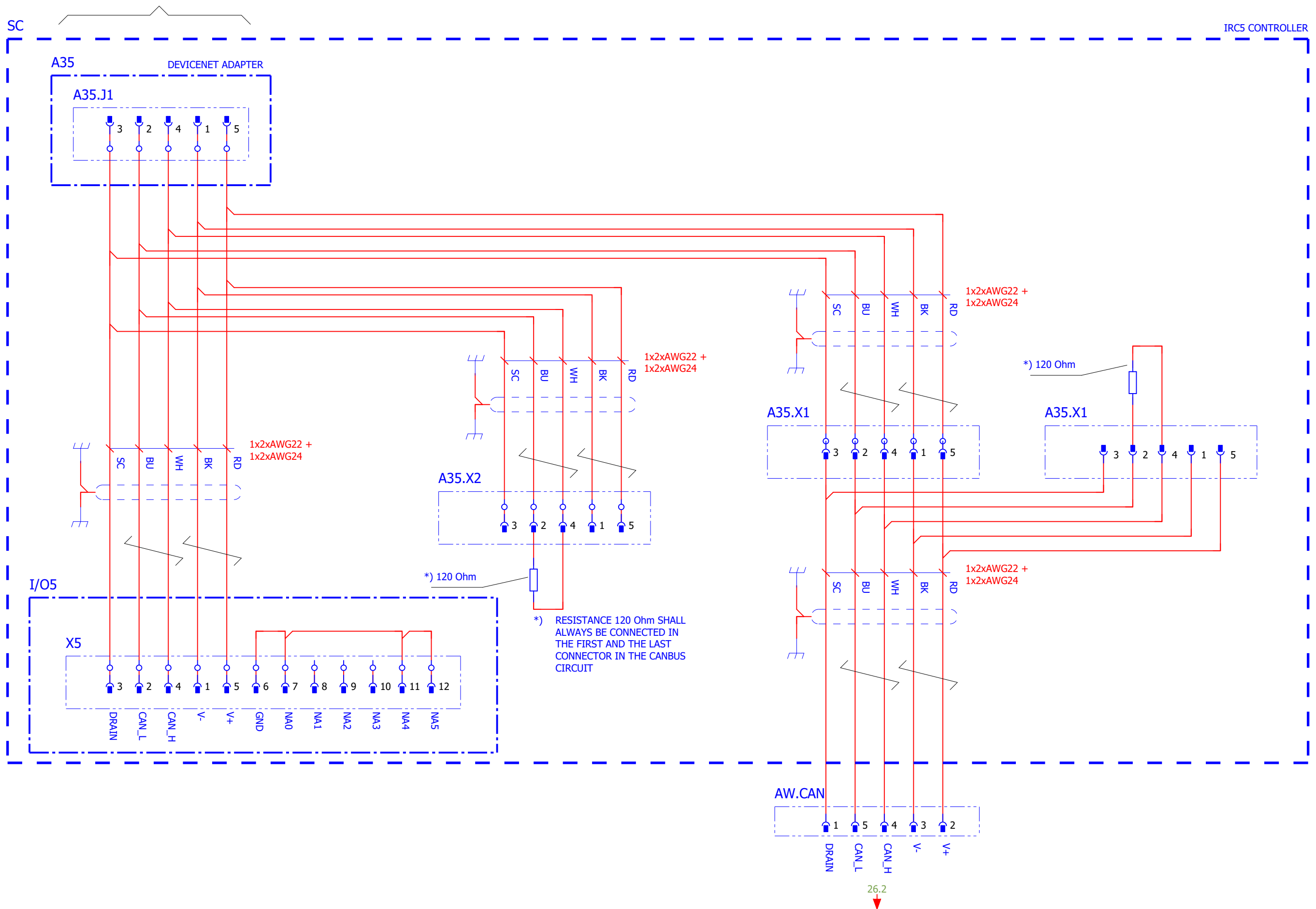
Plant: =
 Location: +
 Sublocation: +

Document no.
3HAC051586-001

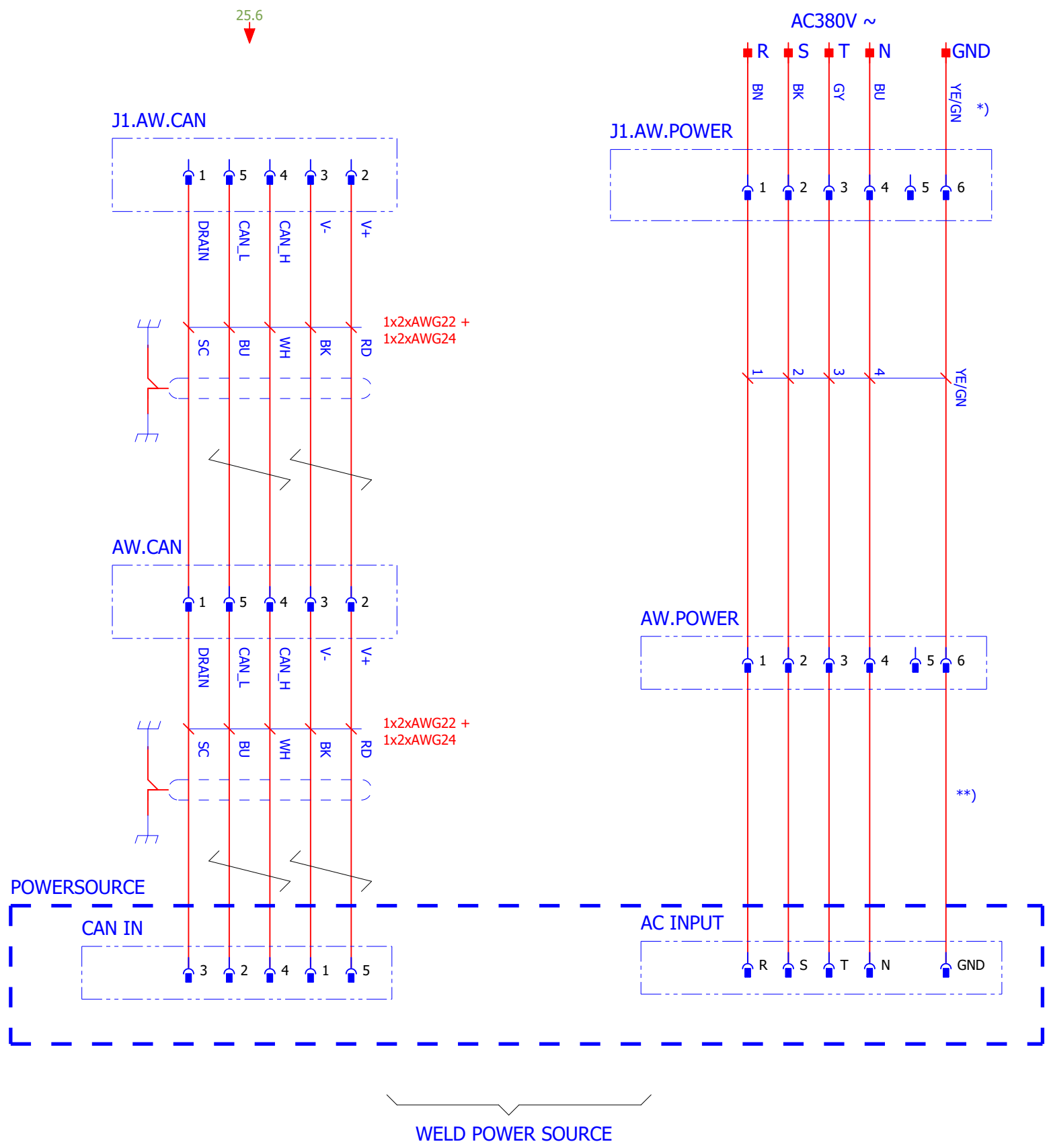
Rev. Ind Page 24
 Next 25
 Total 42

04

SEE EL.DWGS FOR THE IRC5 CONTROLLER



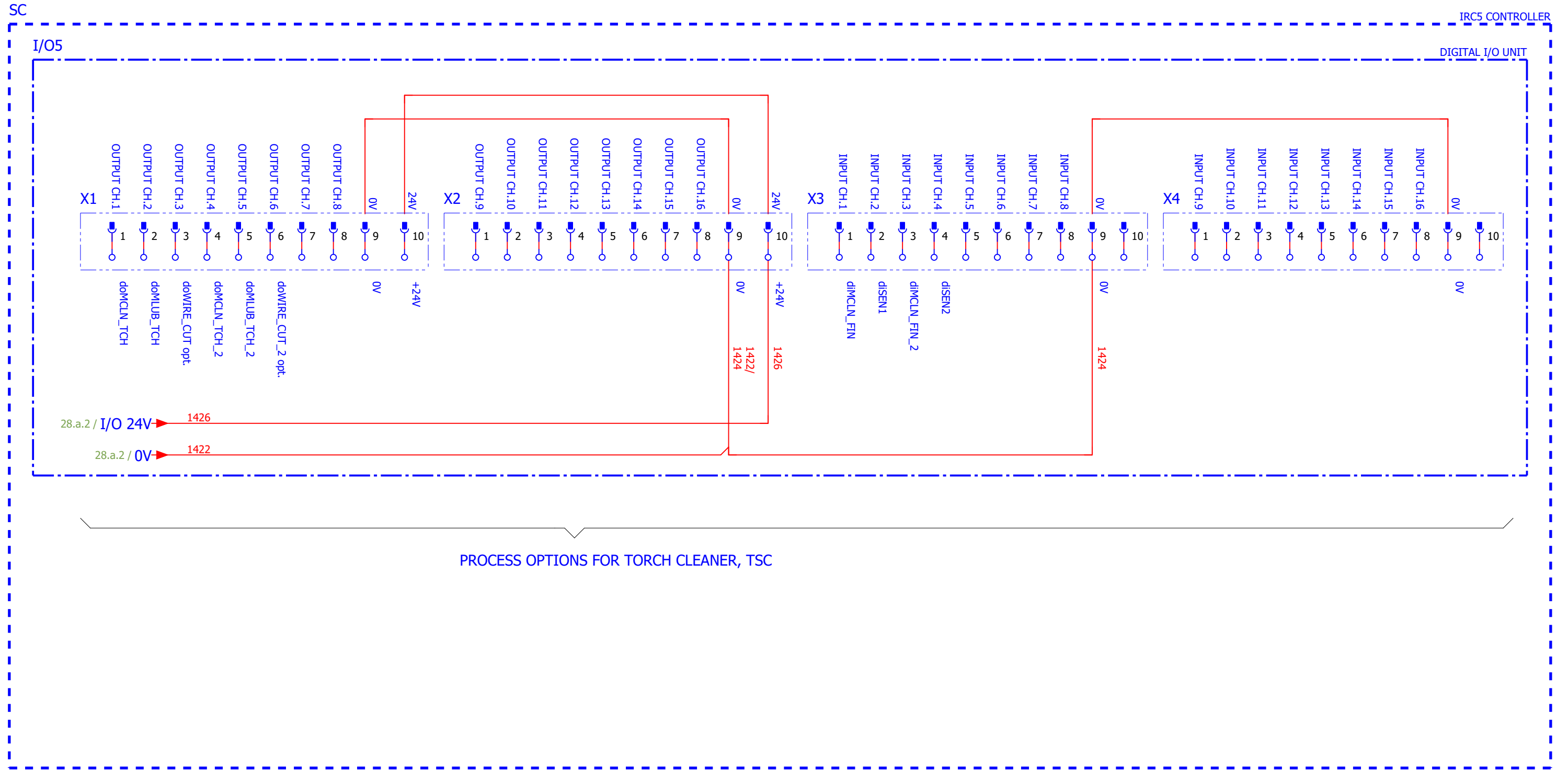
we reserve all rights in this document and in the information contained therein. Reproduction, use or disclosure to third parties without express authority is strictly forbidden. © Copyright 2003 ABB



*) Floor welder power cable will be supplied from customer.
 **) The power cable will be connected from power source.

We reserve all rights in this document and in the information contained therein. Reproduction, use or disclosure to third parties without express authority is strictly forbidden. © Copyright 2003 ABB

SEE EL.DWGS FOR THE IRC5 CONTROLLER



PROCESS OPTIONS FOR TORCH CLEANER, TSC

Latest revision:
Prepared by, date: CNJEXU9, 2020-06-30
Approved by, date: Chao Xie, 2020-07-01

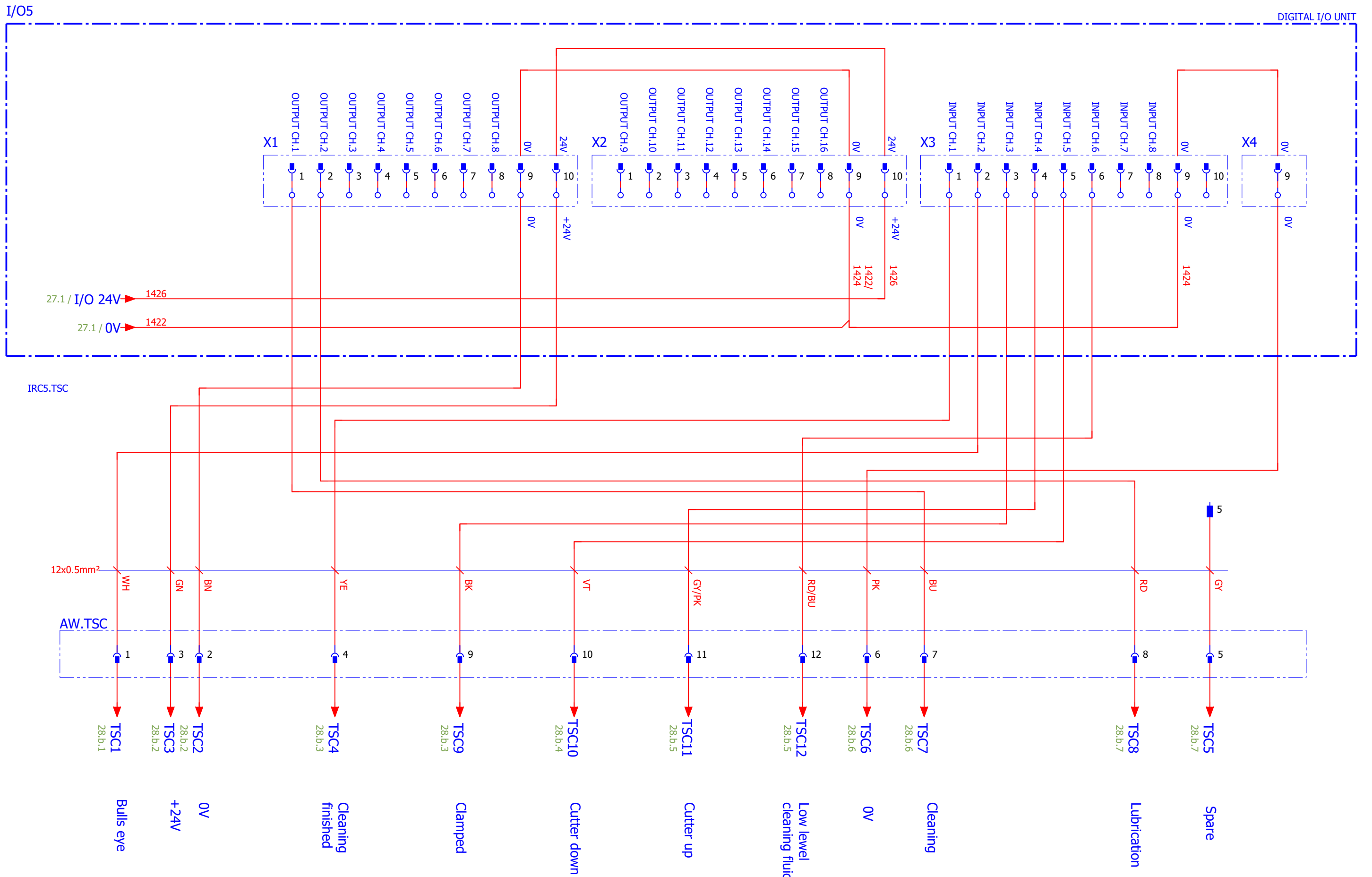


Lab/Office:
RA/RATY

Midium Track Motion IRBT 2005
OPTION ARC WELDING
CONNECTION EXT. EQUIPMENT

Status: Approved
Document no. 3HAC051586-001
Plant: =
Location: +
Sublocation: +
Rev. Ind 04
Page 27
Next 28.a
Total 42

We reserve all rights in this document and in the information contained therein. Reproduction, use or disclosure to third parties without express authority is strictly forbidden. © Copyright 2003 ABB



We reserve all rights in this document and in the information contained therein. Reproduction, use or disclosure to third parties without express authority is strictly forbidden. © Copyright 2003 ABB

Latest revision:

Prepared by, date: CNJEXU9, 2020-06-30 Approved by, date: Chao Xie, 2020-07-01




Midium Track Motion IRBT 2005
OPTION ARC WELDING
TORCH CLEANER TSC

Status: Approved
Document no. 3HAC051586-001

Plant: =
Location: +
Sublocation: +

Rev. Ind 04
Page 28.a
Next 28.b
Total 42

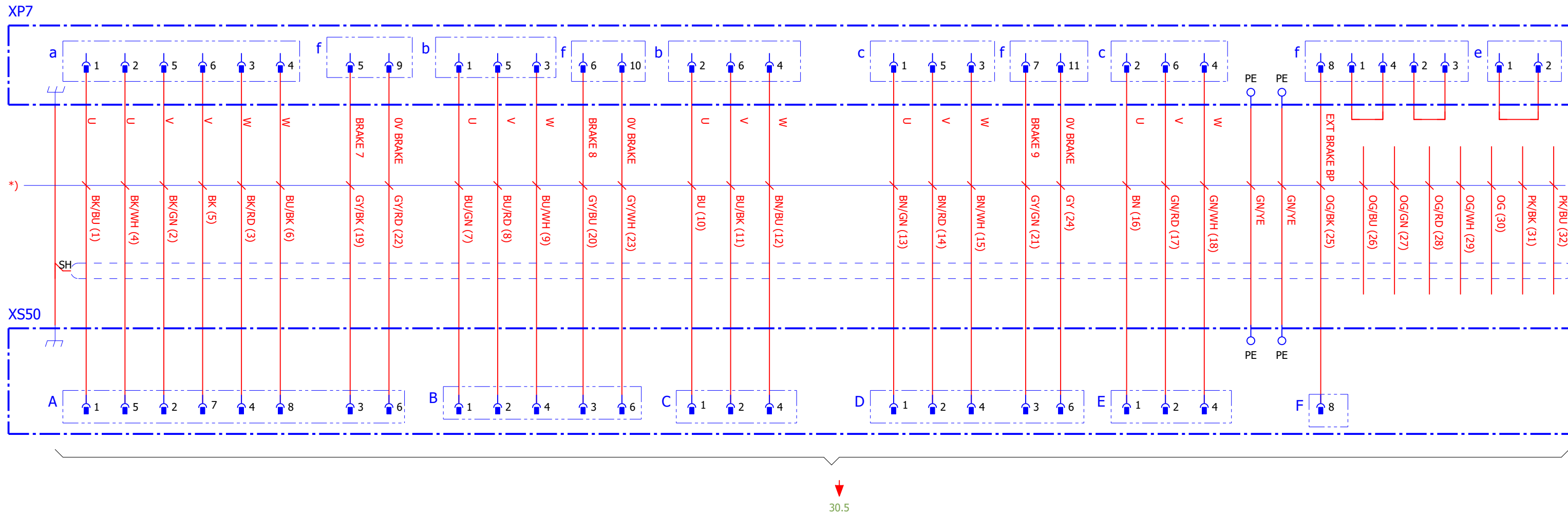
We reserve all rights in this document and in the information contained therein. Reproduction, use or disclosure to third parties without express authority is strictly forbidden. © Copyright 2003 ABB



TORCH SERVICE CENTER

Latest revision:			Lab/Office: RA/RATY	Midium Track Motion IRBT 2005 OPTION ARC WELDING TORCH CLEANER TSC	Status: Approved	Plant: = Location: + Sublocation: +
Prepared by, date: CNJEXU9, 2020-06-30	Approved by, date: Chao Xie, 2020-07-01					Document no. 3HAC051586-001

SEE EL.DWGS FOR EXT. AXIS-PAGE15,16,17



*) CABLE: 3x0.75mm²+ 27x2.5mm² + 2x4mm² + 2x6mm²

Latest revision:	
Prepared by, date: CNJEXU9, 2020-06-30	Approved by, date: Chao Xie, 2020-07-01




Lab/Office:
RA/RATY

Midium Track Motion IRBT 2005
CABLE MOTOR POWER
IRC5 TO SMB-BOX(3AXIS)

Status:	Plant: =
Approved	Location: +
Document no.	Sublocation: +
3HAC051586-001	Rev. Ind Page 29
04	Next 30
	Total 42

We reserve all rights in this document and in the information contained therein. Reproduction, use or disclosure to third parties without express authority is strictly forbidden. © Copyright 2003 ABB



CONNECTED WITH AWG18 BU,
IF NO OTHER NOTATION

Latest revision:
Prepared by, date: CNJEXU9, 2020-06-30
Approved by, date: Chao Xie, 2020-07-01



Lab/Office:
RA/RATY

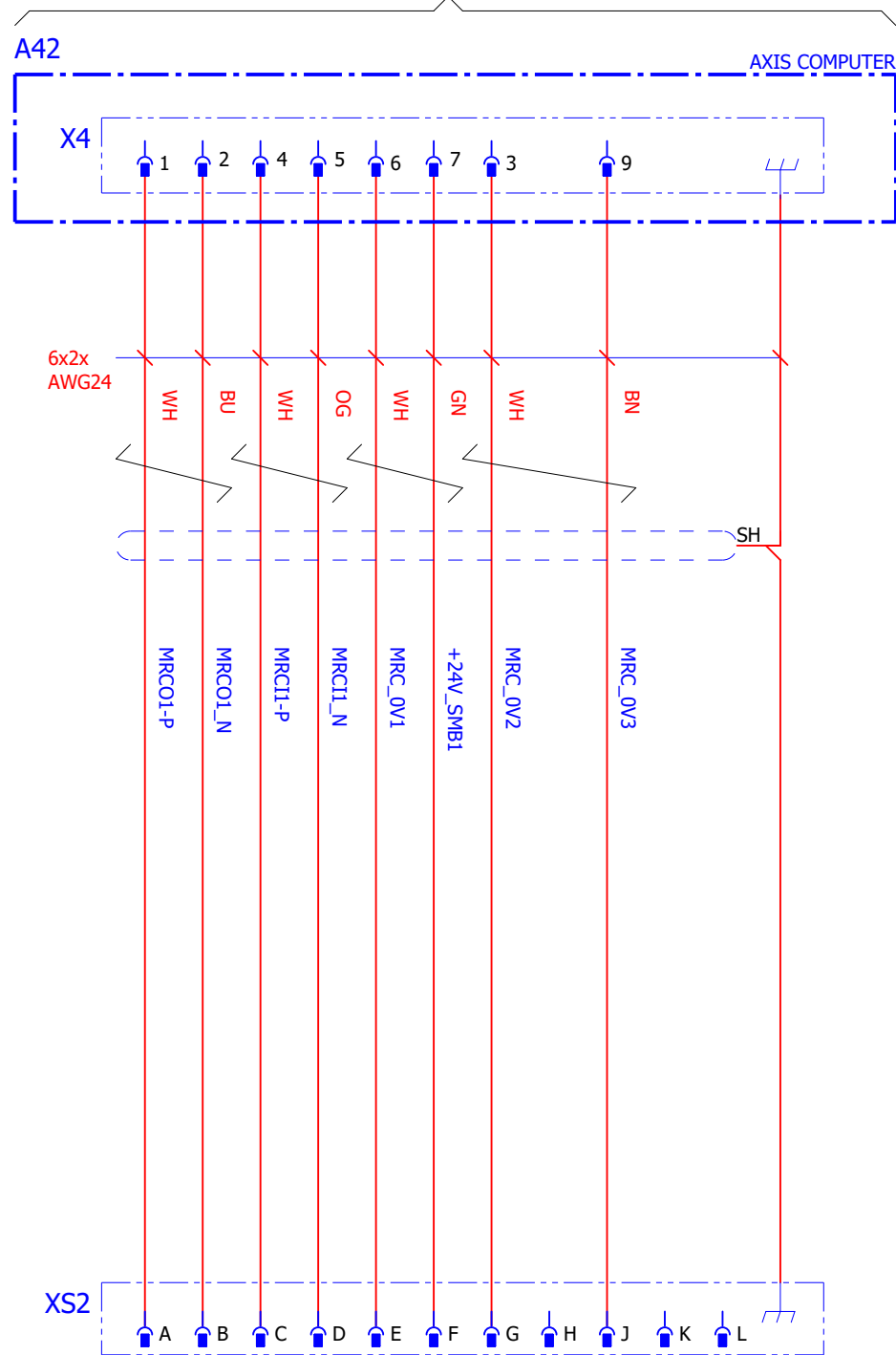
Midium Track Motion IRBT 2005
MOTOR POWER SMB-BOX(3AXIS)

Status:
Approved

Plant: =
Location: +
Sublocation: +

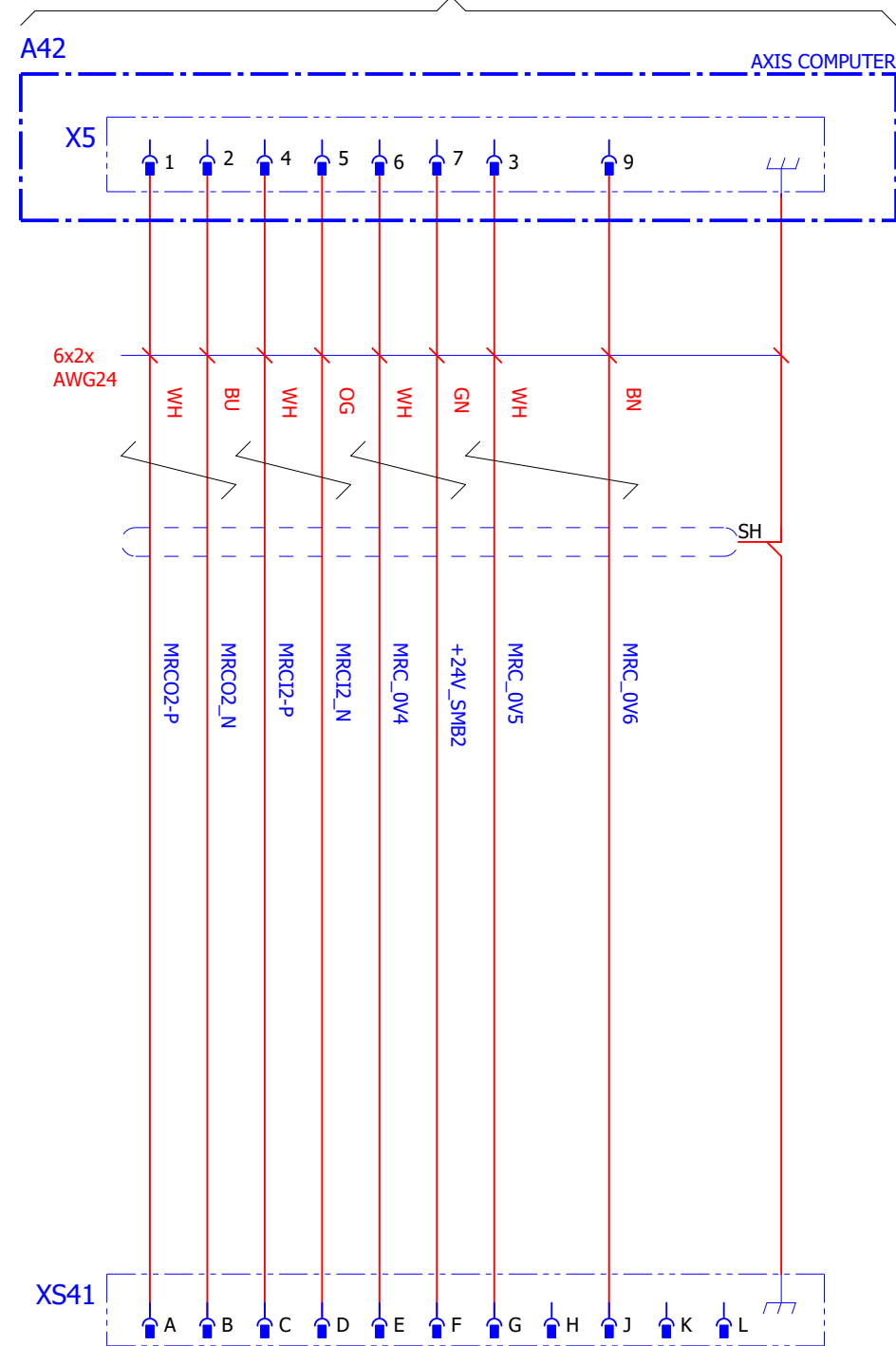
Document no. 3HAC051586-001
Rev. Ind 04
Page 30
Next 31
Total 42

SEE EL.DWGS FOR THE IRC5 CONTROLLER



SMB 1 CONNECTION

SEE EL.DWGS FOR THE IRC5 CONTROLLER



SMB 2 CONNECTION

32.7

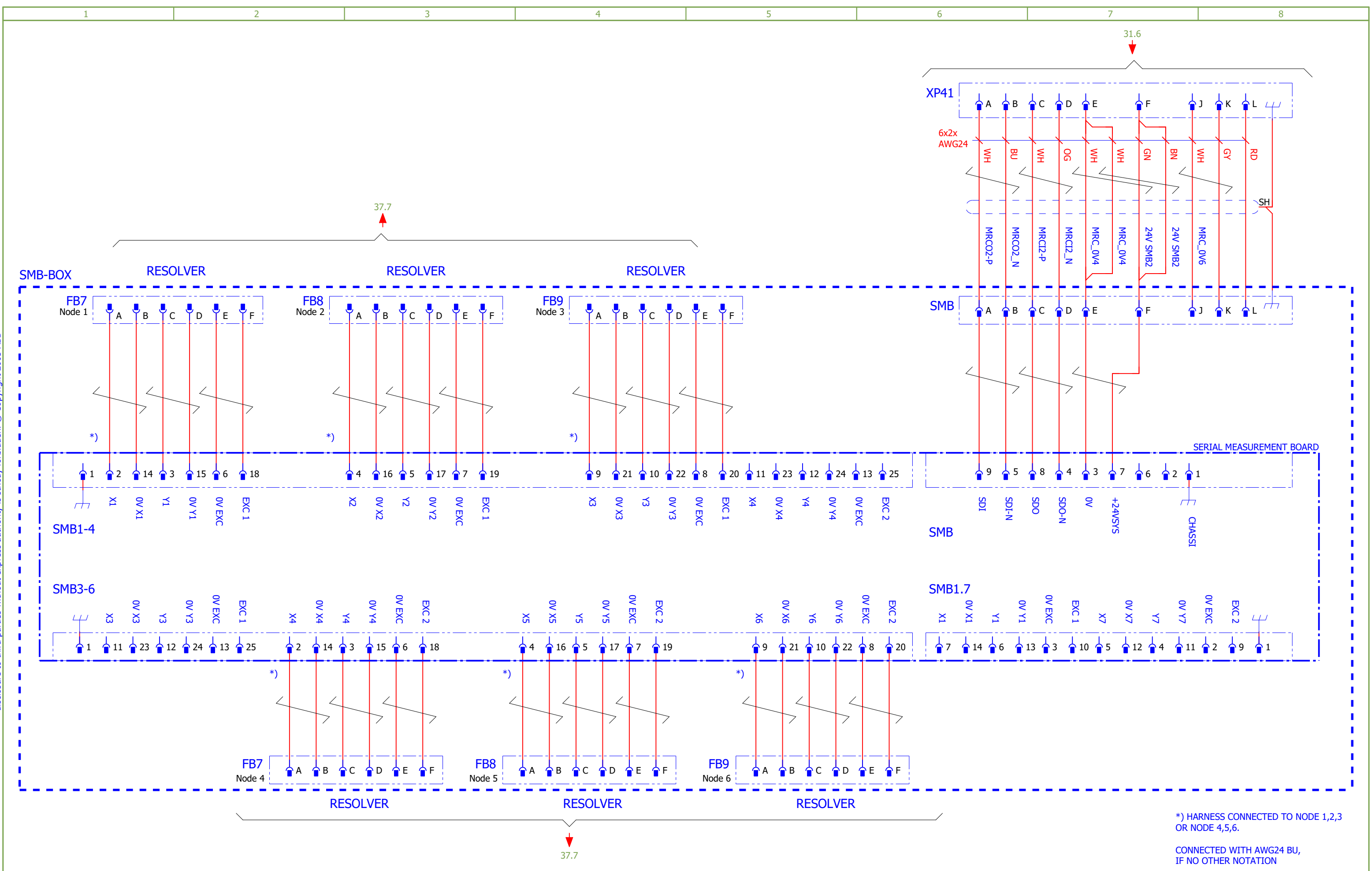
We reserve all rights in this document and in the information contained therein. Reproduction, use or disclosure to third parties without express authority is strictly forbidden. © Copyright 2003 ABB

Latest revision:
Prepared by, date: CNJEXU9, 2020-06-30
Approved by, date: Chao Xie, 2020-07-01

ABB Lab/Office:
RA/RATY

Midium Track Motion IRBT 2005
MEASUREMENT SYSTEM 1 AND 2
SMB-BOX(3AXIS)

Status: Approved	Plant: = Location: + Sublocation: +
Document no. 3HAC051586-001	Rev. Ind 04
	Page 31 Next 32 Total 42



*) HARNESS CONNECTED TO NODE 1,2,3 OR NODE 4,5,6.

CONNECTED WITH AWG24 BU, IF NO OTHER NOTATION

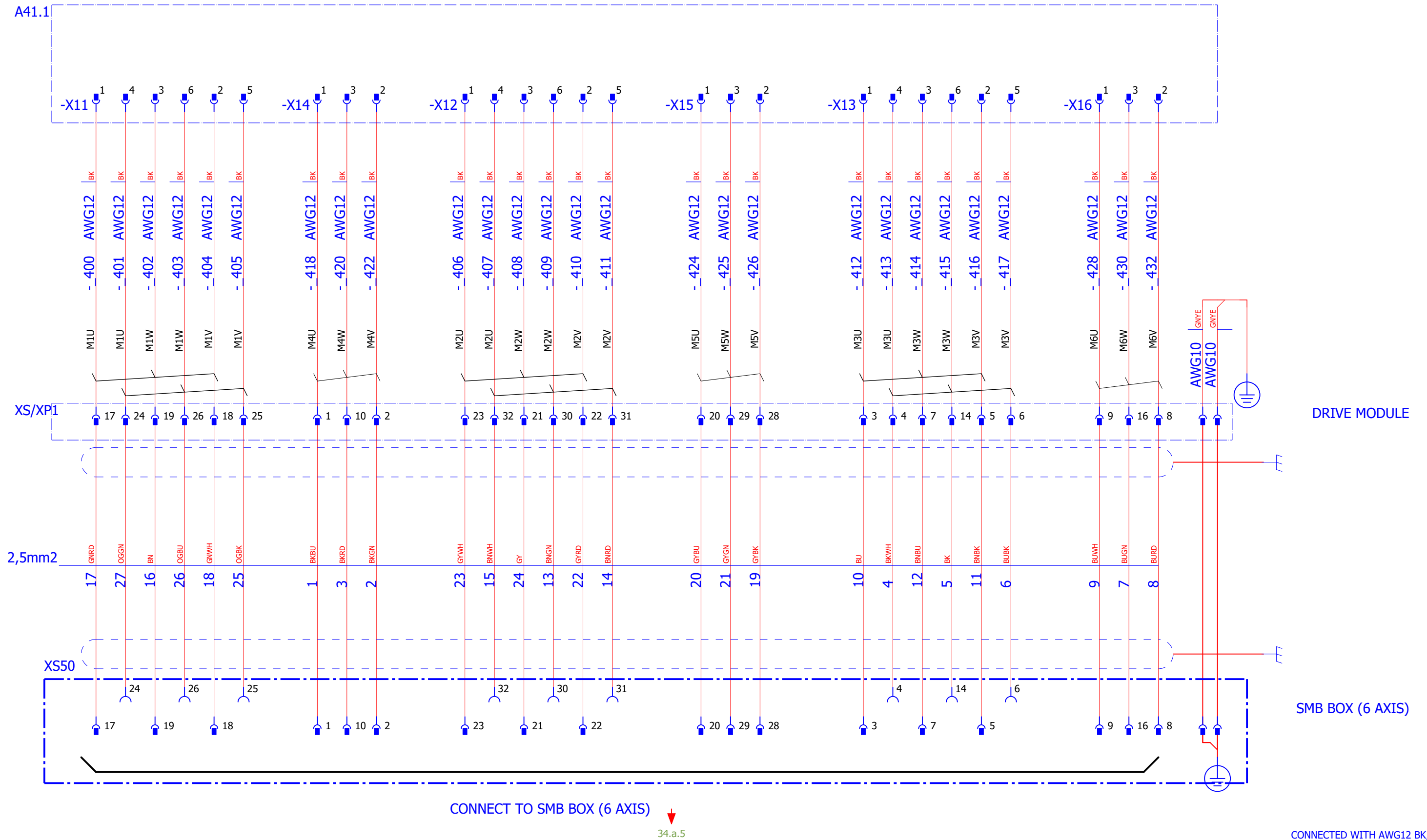
Latest revision:
 Prepared by, date: CNJEXU9, 2020-06-30
 Approved by, date: Chao Xie, 2020-07-01



Midium Track Motion IRBT 2005
 SERIAL MEASUREMENT BOARD
 SMB-BOX(3AXIS)

Status: Approved
 Document no. 3HAC051586-001
 Plant: =
 Location: +
 Sublocation: +
 Rev. Ind 04
 Page 32
 Next 33.a
 Total 42

Cabinet module (Used for IRB2600/4600)



CONNECT TO SMB BOX (6 AXIS)

34.a.5

CONNECTED WITH AWG12 BK, IF NO OTHER NOTATION

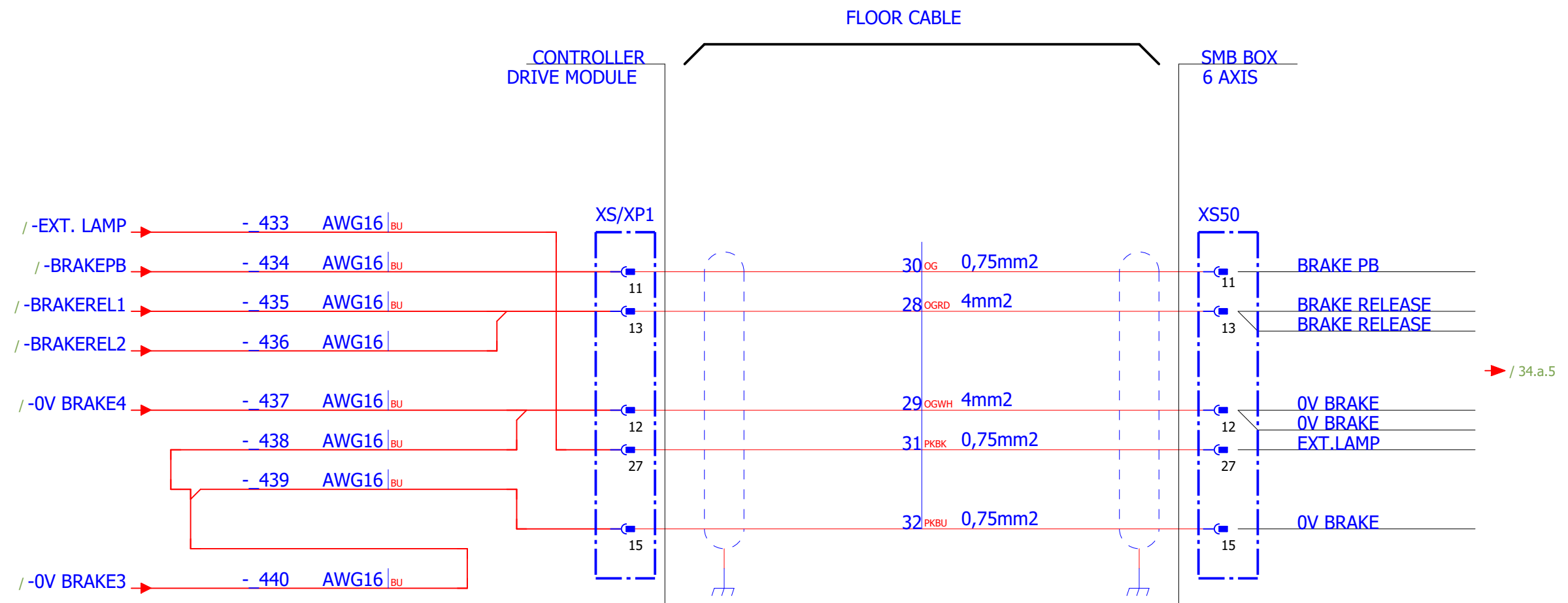
Latest revision:
Prepared by, date: CNJEXU9, 2020-06-30
Approved by, date: Chao Xie, 2020-07-01



Lab/Office:
RA/RATY

Midium Track Motion IRBT 2005
CABLE MOTOR POWER
IRC5 TO SMB-BOX(6AXIS)

Status: Approved
Document no. 3HAC051586-001
Plant: =
Location: +
Sublocation: +
Rev. Ind 04
Page 33.a
Next 33.b
Total 42



DRIVE MODULE XS40

CONTACTOR UNIT A43-X5

We reserve all rights in this document and in the information contained therein. Reproduction, use or disclosure to third parties without express authority is strictly forbidden. © Copyright 2003 ABB

Latest revision:

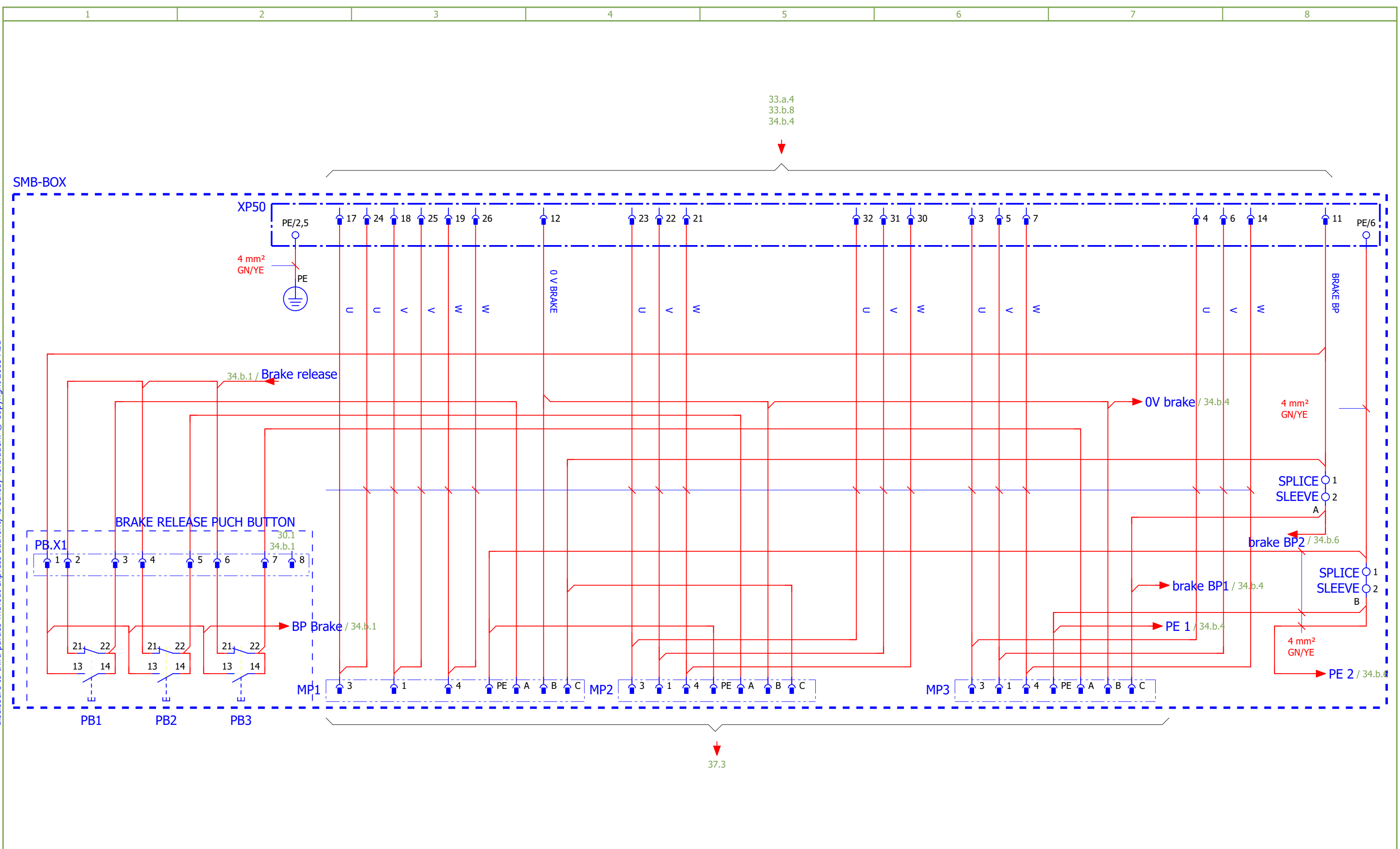
Prepared by, date: CNJEXU9, 2020-06-30 | Approved by, date: Chao Xie, 2020-07-01



Midium Track Motion IRBT 2005
 CABLE MOTOR POWER
 IRC5 TO SMB-BOX(6AXIS)

Status: Approved
 Document no. 3HAC051586-001
 Rev. Ind 04
 Page 33.b
 Next 34.a
 Total 42

Plant: =
 Location: +
 Sublocation: +



SMB-BOX

We reserve all rights in this document and in the information contained therein. Reproduction, use or disclosure to third parties without express authority is strictly forbidden. © Copyright 2003 ABB

CONNECTED WITH AWG18 BU,
IF NO OTHER NOTATION

Latest revision:
Prepared by, date: CNJEXU9, 2020-06-30
Approved by, date: Chao Xie, 2020-07-01



Lab/Office:
RA/RATY

Midium Track Motion IRBT 2005
MOTOR POWER SMB-BOX(6AXIS)

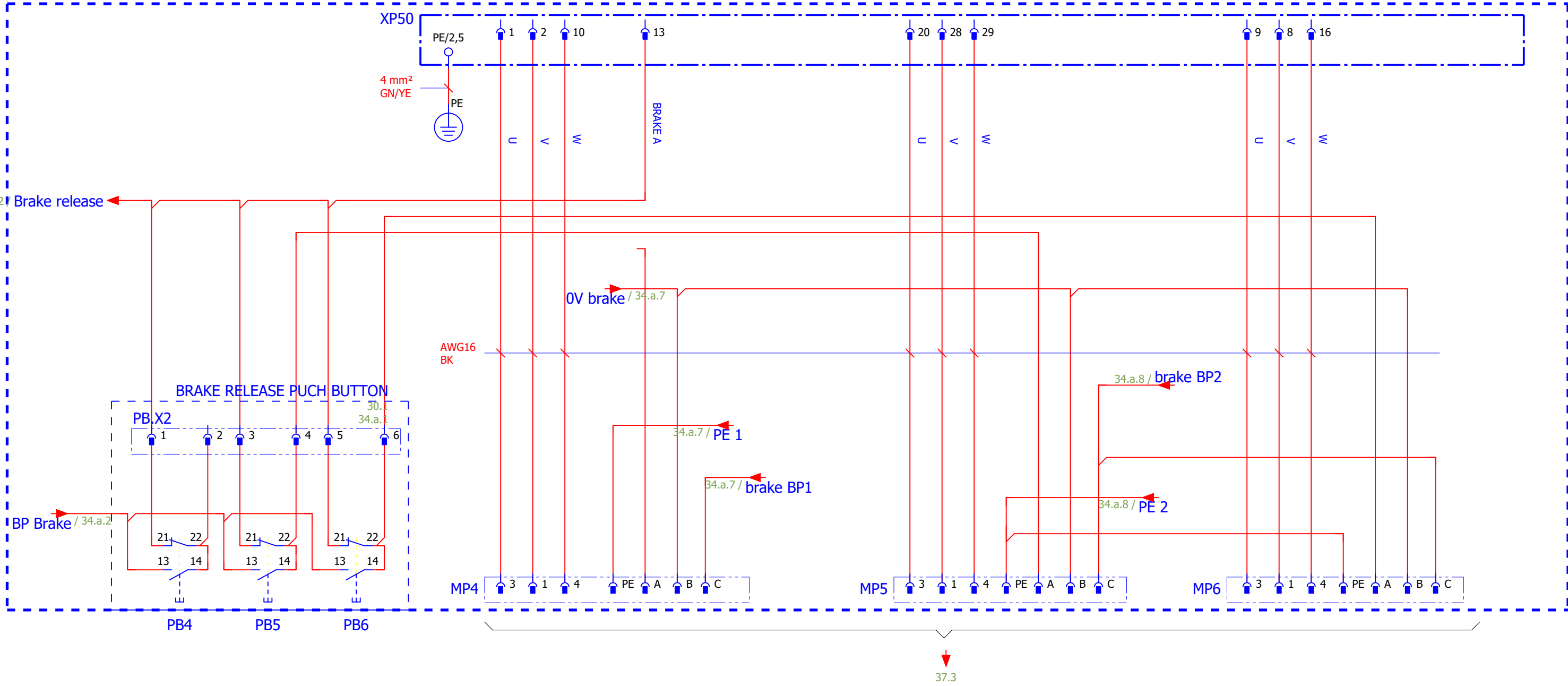
Status:
Approved

Plant: =
Location: +
Sublocation: +

Document no. 3HAC051586-001
Rev. Ind 04
Page 34.a
Next 34.b
Total 42

34.a.5

SMB-BOX



CONNECTED WITH AWG18 BU,
IF NO OTHER NOTATION

Latest revision:
Prepared by, date: CNJEXU9, 2020-06-30
Approved by, date: Chao Xie, 2020-07-01

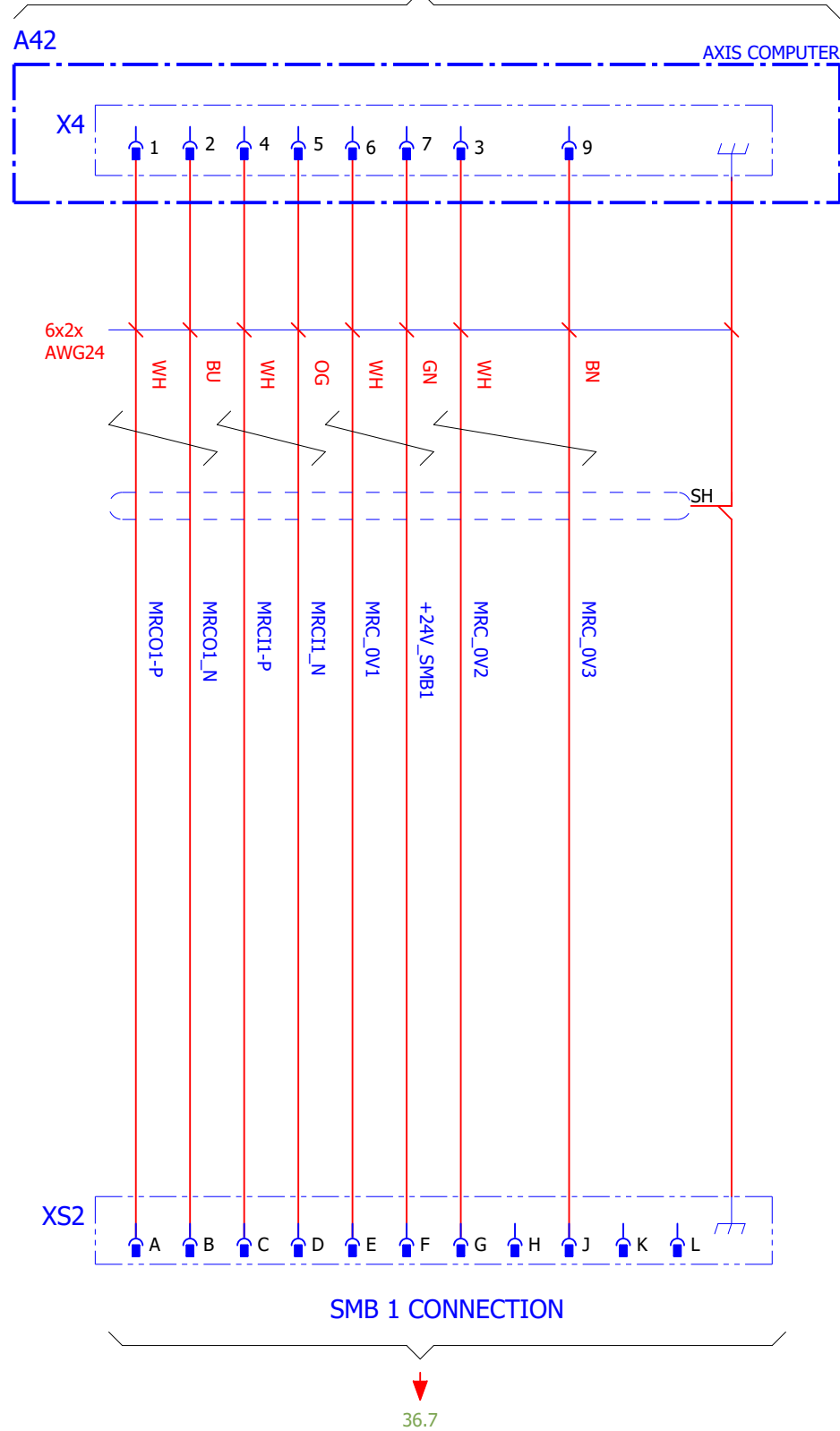


Lab/Office:
RA/RATY

Midium Track Motion IRBT 2005
MOTOR POWER SMB-BOX(6AXIS)

Status: Approved
Document no. 3HAC051586-001
Plant: =
Location: +
Sublocation: +
Rev. Ind 04
Page 34.b
Next 35
Total 42

SEE EL.DWGS FOR THE IRC5
CONTROLLER



We reserve all rights in this document and in the information contained therein. Reproduction, use or disclosure to third parties without express authority is strictly forbidden. © Copyright 2003 ABB

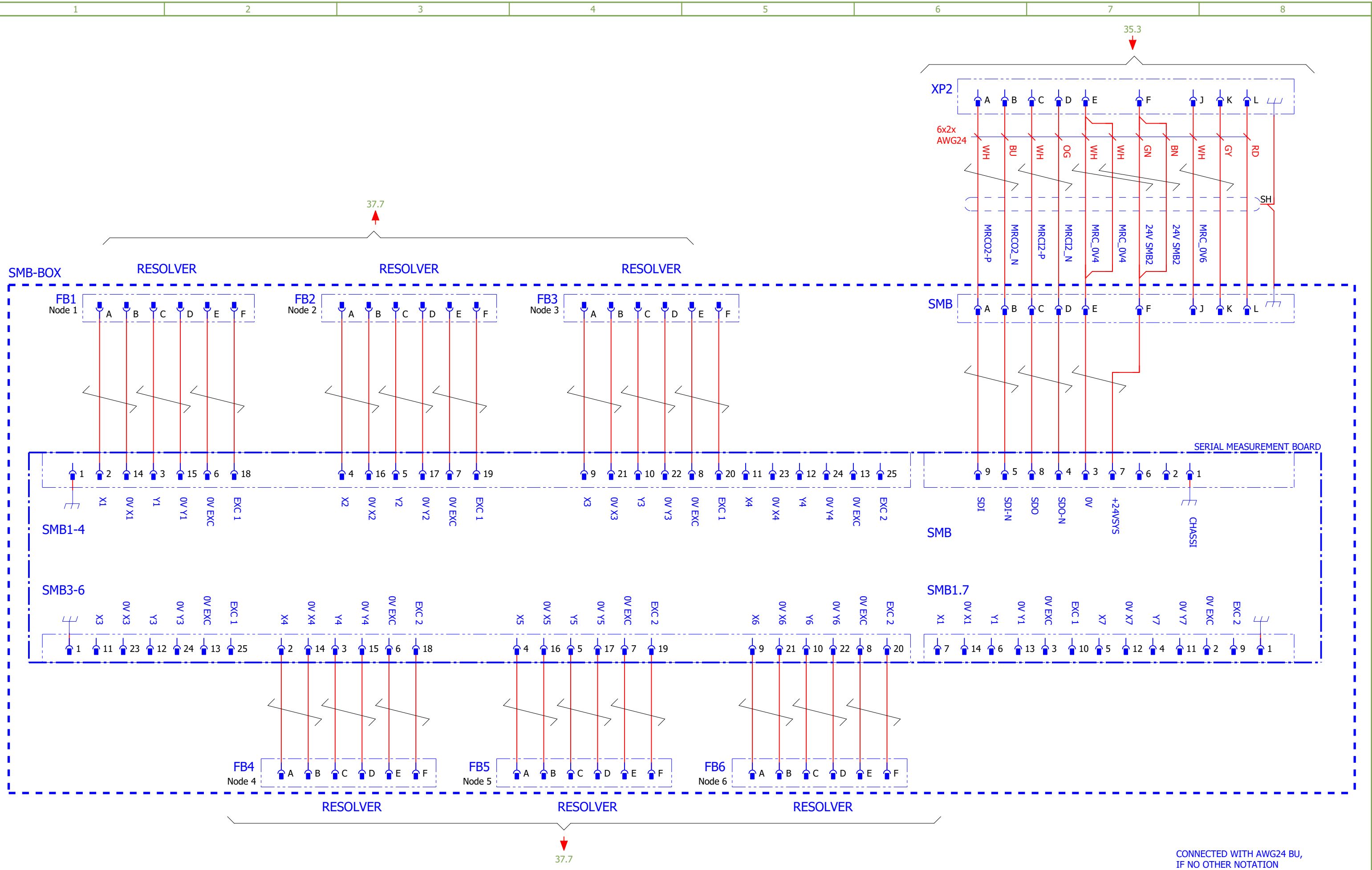
Latest revision:
Prepared by, date: CNJEXU9, 2020-06-30
Approved by, date: Chao Xie, 2020-07-01

ABB Lab/Office:
RA/RATY

Midium Track Motion IRBT 2005
MEASUREMENT SYSTEM 1
SMB-BOX(6AXIS)

Status: Approved	Plant: = Location: + Sublocation: +
Document no. 3HAC051586-001	Rev. Ind 04
	Page 35 Next 36 Total 42

We reserve all rights in this document and in the information contained therein. Reproduction, use or disclosure to third parties without express authority is strictly forbidden. © Copyright 2003 ABB



CONNECTED WITH AWG24 BU,
IF NO OTHER NOTATION

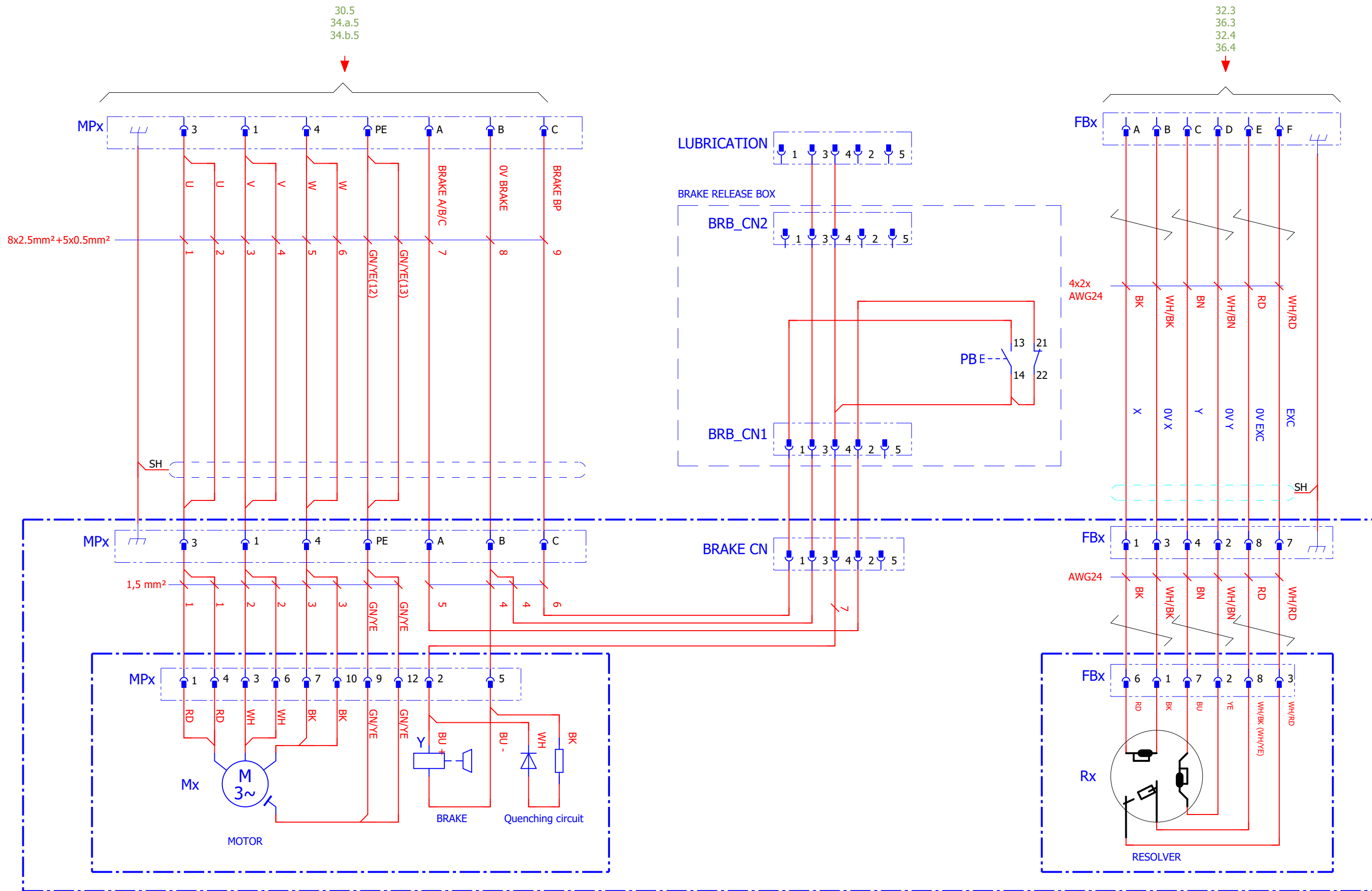
Latest revision:
Prepared by, date: CNJEXU9, 2020-06-30
Approved by, date: Chao Xie, 2020-07-01



Lab/Office:
RA/RATY

Midium Track Motion IRBT 2005
SERIAL MEASUREMENT BOARD
SMB-BOX(6AXIS)

Status: Approved
Document no. 3HAC051586-001
Plant: =
Location: +
Sublocation: +
Rev. Ind 04
Page 36
Next 37
Total 42



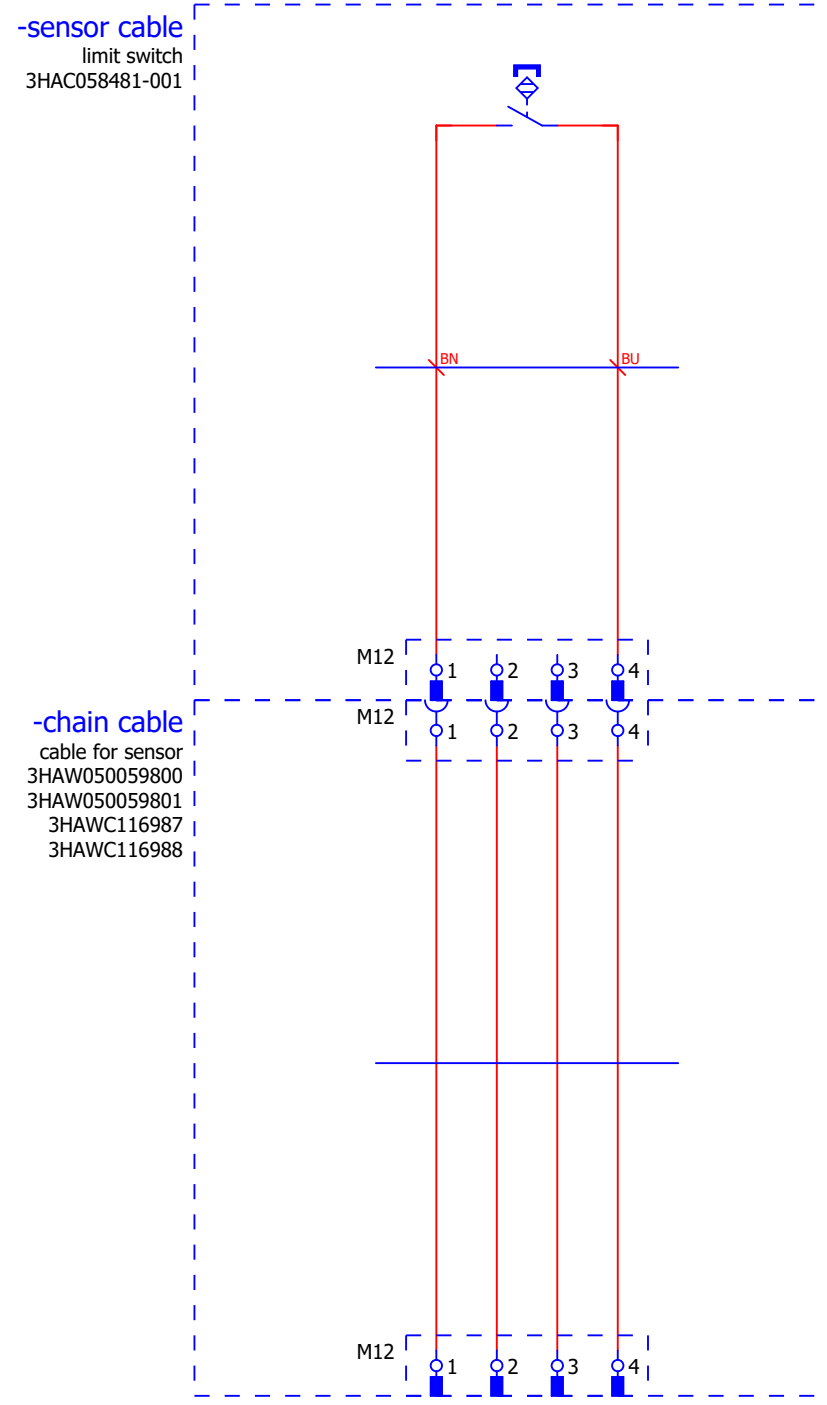
TRACK MOTOR AND MOTOR OPTION

Latest revision:
 Prepared by, date: CNJEXU9, 2020-06-30
 Approved by, date: Chao Xie, 2020-07-01



Midium Track Motion IRBT 2005
 MOTOR, TRANSFERTRACK

Status: Approved
 Document no. 3HAC051586-001
 Plant: =
 Location: +
 Sublocation: +
 Rev. Ind Page 37
 04 Next 38
 Total 42



We reserve all rights in this document and in the information contained therein. Reproduction, use or disclosure to third parties without express authority is strictly forbidden. © Copyright 2003 ABB

Latest revision:

Prepared by, date: CNJEXU9, 2020-06-30 Approved by, date: Chao Xie, 2020-07-01



Midium Track Motion IRBT 2005
Sensor & Cable

Status: Approved	Plant: = Location: + Sublocation: +
Document no. 3HAC051586-001	Rev. Ind 04
	Page 38 Next Total 42